

Learn more about  
Samsung refrigerator at:  
[www.samsung.com](http://www.samsung.com)

Samsung Electronics Co., LTD  
Head Office(Suwon Korea)  
416, Maetan-3dong, Yeongtong-gu,  
Suwon-City, Gyeonggi-do,  
443-742, Korea

**SAMSUNG**

2011 SAMSUNG REFRIGERATOR PRODUCT CATALOG

# 2011 SAMSUNG REFRIGERATOR

PRODUCT CATALOG



**SAMSUNG**





# Smart Thinking, Simple Living.

At Samsung, we always aim to minimize unnecessary effort and time loss at home for more comfortable and convenient life. The simplicity is right in your hand with the intuitive UI, making your life much easier. Furthermore, the modern, stylish design uplifts the interior of your home closer to the long-desired space. With Samsung Home Appliances, experience the wonders of smart appliances that take your life to another level of easier, simpler living.

## CONTENTS

Introduction	Brand Value	6
	Eco-friendly	8
	Award	10
	Technology	14
French Door	4 Door FDR	24
	36" 3Door FDR	32
	33" 3Door FDR	38
Side by Side	Polaris	42
	G-series	46
	Eco-series	50
	MatchWell Line	52
	The New H-series	54
	H-series	58
	H-series MatchWell Line	62
	A-Series	64
	Compact side by side	68
Tall 1 Door Fridge / Freezer	Tall 1 door fridge	72
	Tall 1 door freezer	74
Bottom Freezer	G-series BMF	78
	Sveta	82
	Core	86
	SAM A++	90
	NW2	92
	T-series	94
Top Freezer	TGV10	98
	TGV 2-10	102
	MT	106
	TD09	110
	TGV 2	112
	Bally2 09	116
	Kayra	118
One Door	Paolo T	122
Wine cellar	Wine cellar	124
Specifications	Specifications	130



## Fully Loaded Freshness

Samsung refrigerators start by providing the solution for lasting freshness. Unsurpassed freshness technology keeps foods fresh longer so you can enjoy healthy living. The savvy shelf space also makes it easy to store and organize more items so it's easier to find what you're looking for. With the Samsung refrigerator, enjoy fully loaded farm-bought freshness for longer with convenience and style.



# Samsung is moving ahead and with our customers

A brand is created by its customers and that's the novel perspective at Samsung. With all the customer attention, Samsung had another successful year. Business Week and Interbrand ranked Samsung 19th in Global Brands.

Samsung has been on the forefront of digital and design, developing new products and increasing its presence in all its markets. Its sales growth, even in tough economic times, demonstrates its ability to effectively hedge its portfolio of businesses. This year, Samsung saw strong mobile phone sales. In the U.S., it also placed number one for HDTV shipments and French-door refrigerators. But while Samsung continues to carve a reputation for itself and has maintained its price premiums, it would benefit from better brand consistency, as well as a unified brand promise.

As a global leader, Samsung will continue to create future with its customers.

SAMSUNG

## Best Global Brand

1. Coca Cola
2. IBM
3. Microsoft
- \*
- \*
18. Marlboro
19. SAMSUNG Electronics
20. Honda
- \*
- \*
33. Cannon
34. Sony
73. Panasonic

## Global Business Network

### 7 Global Operation Centers

- Gwangju (Korea) • SESS (China) • Thailand (TSE) • Malaysia, Mexico (SEM) • SIEL (India) • SEPM (Poland)

### 7 Design Centers

- Seoul (Korea) • Los Angeles (US) • London (UK)
- Milano (Italy) • Tokyo (Japan) • Shanghai (China)
- Delhi (India)

### 10 Global Headquarters

- Seoul (Korea) • New Jersey (North America)
- San Paulo (Latin America) • London (Europe)
- Beijing (China) • Singapore (Southeast Asia)
- Moscow (CIS) • Dubai (Middle East)
- New Delhi (Southwest Asia) • Johannesburg (Africa)

### 4 HA R&D Centers

- Chicago (US) • Stuttgart (Germany)
- Shanghai (China) • Osaka (Japan)





# 'Eco-friendly' Samsung



Preserves the nature you live in.

Thinking of you and the environment, Samsung plans for the future. Realizing your hopes for a greener, healthier life for you and the generations that follow, Samsung's environmentally friendly technologies work to make the world a more beautiful place.



## Air & Water Conservation

As a leading innovator of environment-friendly products and technologies, Samsung products already drastically reduce the strains on nature's valuable resources. Samsung uses R-600, a natural refrigerant, and cyclopentane insulation in its refrigerators, which do not promote global warming and does not add to the greenhouse effect. Samsung's water-efficient washing machines also use less detergent and water without effecting cleanliness, helping to conserve water.



## Use Less, Save More

Samsung products are energy efficient, receiving Energy Grade A+ in the EU and ENERGY STAR in the U.S. Samsung washers with its ceramic heaters use less power, which saves you energy, money, and time. This energy-efficient technology protects you and nature, giving you a greener lifestyle.



## Global Recycling

Samsung Electronics is making significant efforts to save the environment and complies with the WEEE (Waste Electrical and Electronic Equipment) directive by joining or establishing the recycling schemes for each country.

## Samsung Eco-Friendly Refrigerator

Making continuous efforts to keep eco-friendly, Samsung refrigerators use R-600a, which is the world's first refrigerant to use in side-by-side refrigerators. This natural refrigerant does not promote global warming and cyclopentane insulation, which doesn't add to the greenhouse effect. Most Samsung products have received high ratings than Energy Grade A+ in the EU and ENERGY STAR in the U.S. These energy efficient refrigerators help save you money and nature, supporting a healthier and greener lifestyle.





# "Highest in U.S. Customer Satisfaction!"

Samsung's refrigerators rank highest in customer satisfaction for the 6th consecutive year.



Samsung's side-by-side and French door style refrigerator rank the highest in terms of customer satisfaction for the sixth consecutive year. Samsung's refrigerators received a score of 803 by performing particularly well in three of six factors: ease of use, performance and reliability; and features.

Samsung's excellent refrigerators continue to receive worldwide recognition and awards as they keep on satisfying customers with advanced performance.



## CERTIFICATION AND AWARDS RECEIVED

### 2011

Domestic Diva Awards 2011

RF62WFBN

iF Product Design Award

RL55

RSH7

### 2010

Good Design

FDR Refrigerator (SRM737)

SBS Refrigerator (SRT746)

iF Product Design Award

SRT746XWLM

RZ80/RR82

IDEA Award

RZ80/RR82

JD Power And Associates Award

Samsung Refrigerator

French Door Refrigerator

iF Material Award

SRT746ZWKPZ

iF Material Award

RMF288AARS

### 2009

J.D. Power and Associates Award

Side by Side Refrigerator

French Door Refrigerator

CES Best Innovation Award

RF299 (AW2)

iF Product Design Award

RSG5F (G-series)

iF Design Award China

RSA2ZQVS (A-series)

UFC-Que Choisir

RSH1DEIS (H-series)



Beautifully fitting into  
your unique lifestyle.








Increasing Storage Space With Eco-friendly Technologies

**ecoslim™**  
TECHNOLOGY



Samsung combines **three powerful eco-friendly technologies** into its EcoSlim™ feature - VIP insulation panels, the Digital Inverter Compressor, and the Smart Eco sensor system - to **optimize cooling performance** and maximize storage space for food of varying shapes and sizes. This 3-in-1 design reduces energy consumption, improving temperature control based on environmental conditions, and even **increases storage space** without affecting the refrigerator body size.

## Vacuum Insulation Panel (VIP)


Samsung is improving the temperature control and storage space of refrigerators around the globe with its ultra-thin, energy-saving vacuum insulation panels (VIP).

### Increased storage convenience

VIP is designed using cutting-edge insulating materials to achieve an ultra-slim 35mm thickness; 10mm less than conventional 45mm panels. This slim construction creates an additional 100L of storage space, and does so without affecting the sleek, counter-depth body size of the refrigerator.

### Improved energy savings

VIP's enhanced construction features a special vacuum-sealed, laminated structure to reduce thermal conductivity and improve refrigerator energy efficiency by an incredible 9.4%. This keeps cool air inside the compartment and warm air out, preserving the flavor and freshness of meats and produce.



## 3-in-1 Eco-friendly Technology

Samsung's EcoSlim™ feature combines three core technologies, the Digital Inverter Compressor, Smart Eco System, and Vacuum Insulation Panel (VIP), to offer best-in-class energy efficiency and incredible storage capacity.

### digitalinverter COMPRESSOR

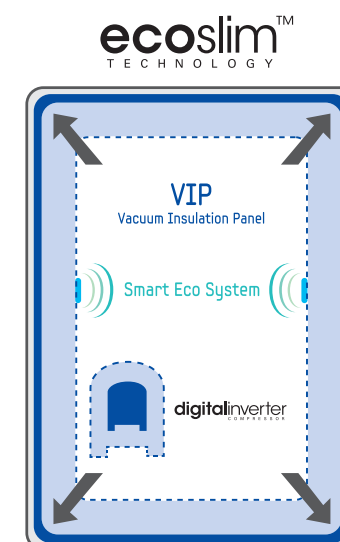
Environment-conscious individuals looking for energy savings will find a new ally in Samsung's Digital Inverter Compressor. This compact, quiet compressor delivers a 25% reduction in energy consumption compared to AC compressors, offering A+++ energy savings in BMF models and A++ energy savings in side-by-side models.

### Smart Eco System

Samsung's Smart Eco System is a network of intelligent sensors designed to monitor refrigerator compartment temperature and humidity levels, even optimizing compressor performance based on a user profile of refrigerator operation.

### Vacuum Insulation Panel (VIP)

VIP offers a host of convenient benefits from expanded storage capacity to a 9.4% increase in energy efficiency over conventional insulating materials. Sturdy, yet slim, Samsung's VIP maximizes storage options without affecting the sleek, counter-depth body size of the refrigerator.







Preserving Freshness Through Efficient Cooling

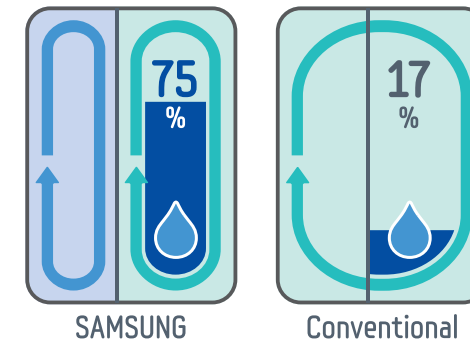
# twincoolingplus™



TwinCooling Plus™ is Samsung's powerful cooling system, utilizing twin evaporators and fans to maximize energy-savings and deliver a **freshness-preserving 75% humidity level** to the refrigerator compartment. An enhanced version of the popular TwinCooling System™, TwinCooling Plus™ cools the freezer and refrigerator compartments separately, monitoring environmental conditions to make **precise temperature adjustments** wherever they are needed. This precision engineering prevents overcooling, and generates the optimal humidity level for **preserving food and locking in freshness**. Together with a host of other convenient benefits, including No Frost and No Odor Mixing, TwinCooling Plus™ is making Samsung refrigerators the new standard for incredible performance.


## Freshness Preserving Humidity

TwinCooling Plus™ cools refrigerator and freezer compartments separately with powerful, twin evaporators and fans. This enables a 75% humidity level in the refrigerator compartment to lock moisture into food, keeping perishables such as fruits, vegetables, and meat fresh for a longer period of time. Reduce energy consumption and eliminate wasted food with the freshness-preserving benefits that only TwinCooling Plus™ provides your home.



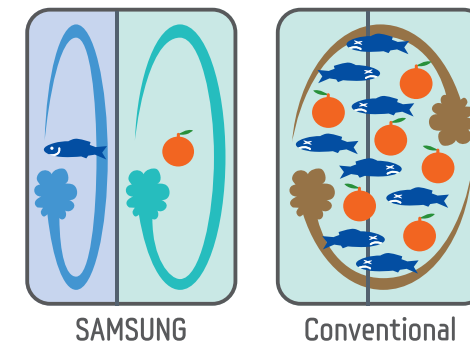
## No Frost Buildup

No Frost is a convenient feature that eliminates nutrient-depleting frost buildup on food and prevents ice from diminishing storage space in the freezer compartment. This time-saving technology keeps food from freezing together and ensures that labels are always ice-free and easy to read. Since No Frost stops ice buildup before it starts, you'll spend less time defrosting and more time preparing fresh, nutritious meals.



## No Odor Mixing

By utilizing twin evaporators and independent cooling compartments, TwinCooling Plus™ eliminates the contamination of frozen food by strong odors originating in the refrigerator. Odor from foods such as fish, garlic, and onions often travel into the freezer through connective air vents where they can then affect the taste and smell of family favorites like ice cream. With TwinCooling Plus™ powering your refrigerator, you'll never have to worry about fishy smelling foods again.







Compressor Advancements Making Refrigeration More Efficient

# digitalinverter

COMPRESSOR

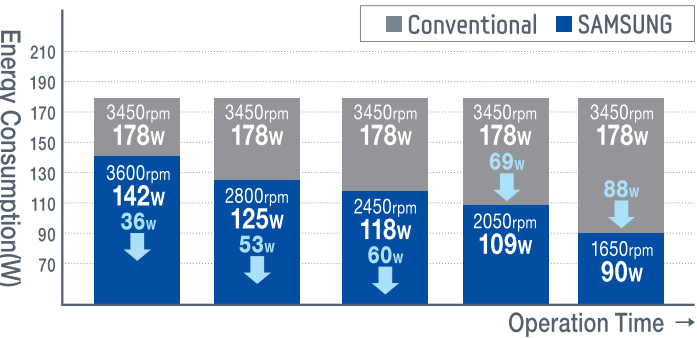


Samsung's Digital Inverter Compressor makes precise power adjustments to optimize compressor operation and enable the most efficient cooling performance for extending the life of fresh food. This advanced technology is at the heart of Samsung's refrigerator lineup, increasing energy savings and even storage space to give you the flexibility and convenience you need for storing food on a daily basis.

## Energy Efficient

Samsung's Digital Inverter Compressor delivers up to 40%\* more energy efficiency than models with similar food storage capacities. By utilizing a smart MICOM controller and 5 convenient rpm speeds, the Digital Inverter Compressor makes precise adjustments to cooling performance based on daily refrigerator use and temperature levels - both internal and external. These advanced technologies maximize the freshness of food and even cut down on the overall CO<sub>2</sub> production.

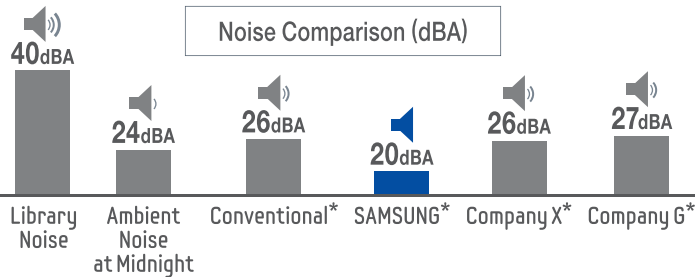
\*When the ambient temperatures is 20°C.



## Minimal Noise

Through careful monitoring of temperature levels, and by making precise adjustments to compressor rpm speeds, the Digital Inverter Compressor reduces refrigerator perceptible noise by 6dB, to an incredible 20dB. Especially in the 200Hz to 2.5kHz sound range, Samsung greatly eliminates unpleasant noise in its side-by-side models, making even nighttime cooling quiet and stress free.

\*Measurement taken 1m in front of refrigerator.



## Excellent Freshness

Custom-tailored cooling provided by the Digital Inverter Compressor ensures that food is kept looking and tasting fresh on a daily basis. By utilizing a smart MICOM controller and 5 precise compressor rpm speeds, adjusted to both temperature conditions and user operation, the Digital Inverter Compressor from Samsung is improving cooling and storage performance in refrigerators around the globe.

## Wide Range Voltage Control

Samsung's Digital Inverter Compressor is rated for optimal performance in both 50 and 60Hz utility frequencies at a wide range of voltages, maintaining consistent, efficient cooling from 100V to 300V. Even at high voltages, this means minimized energy consumption and optimum cooling without a reductions in performance. No matter the electrical conditions, Samsung refrigerators will deliver food looking and tasting fresh on a daily basis.





The Fridge in Your Fridge for Convenient Temperature Selection

# coolselectzone™



From thawing meats to storing fruits and vegetables at their optimal humidity level, the innovative CoolSelect Zone™ in Samsung refrigerators can flexibly adapt to your cooling needs with just the press of a button. How you use this convenient feature is up to you.

## 5-Setting CoolSelect Zone™

The 5-Setting CoolSelect Zone™ comes installed with 5 preset temperatures to turn your refrigerator into a cooling powerhouse. Whether you need to keep steaks at their freshest or chill drinks quickly for a party, this high-tech refrigeration compartment will give you an incredible amount of flexibility for preserving food.



### Quick Cool Mode

Quick Cool Mode makes it easy to enjoy cold beverages without excessive waiting. Especially useful for big parties, this mode will ensure your guests are kept happy with a refreshing drink in their hand.

### Soft Freeze Mode

The Soft Freeze Mode is the perfect solution for storing fresh meat, poultry and fish. This mode will extend the life of these perishable items, but also keep them firm enough to be easily sliced.



### 0 Zone (Chill Mode)

Set at zero degrees, the 0 Zone mode ensures that your food is stored at the optimal humidity level to maintain and preserve freshness. At this temperature, food stays moist and will taste delicious for a longer period of time.

### Cool Mode

Cool Mode maximizes freshness and crispness in fruits and vegetables by utilizing the optimal level of humidity. These easily perishable foods will be kept preserved for those times when you are in the mood for a healthy snack.

### Thaw Mode

Thaw Mode is the best way to thaw frozen meats in a high-humidity environment to prevent damage to food quality and texture. Thaw Mode will defrost hard, frozen meat without hassle, and maintain the flavor and moisture you want from a steak.

## CoolSelect Pantry™

### Deli Mode, Chill Mode, Fresh Mode

Everyone knows that foods are not meant to be stored at the same temperature, but conventional refrigerators are incapable of making that distinction to protect freshness. The CoolSelect Pantry™ lets you quickly and conveniently select from one of three cooling presets to keep perishable foods fresh and tasting better for a longer period of time.

## CoolSelect Turbo

### Freeze Model, Soft Freeze Mode, Fresh Mode

Accurately cooling food can go a long way to preserving flavor for future enjoyment. With the convenience of CoolSelect Turbo, you can chill foods with just the touch of a button.

## CoolSelect Zone™

### Quick Cool Mode, Soft Freeze Mode, 0 Zone, Cool Mode

The CoolSelect Zone™ is a unique cooling compartment designed to give you customized refrigeration with just a single touch of a button. From quick cooling to easy thawing, this Samsung original feature provides you with a wide range of benefits, giving you unprecedented flexibility for storing food.





No More Ice Build-Up

## No frost

While conventional defrost models require excessive time and effort in regular defrosting, a no frost model has no ice build up so users never have to worry about defrosting their freezers again. Samsung's no frost technology lets you enjoy farm-bought freshness even from frozen foods.



### Why buy a No frost Model?

No Frost Models circulate cold air, which picks up the moisture inside the compartment. This moisture is deposited onto the evaporator plate, which is hidden behind the back wall of the cavity, where it turns to ice. A heater melts this ice, which is drained off and evaporates with the heat of the compressor. No Frost models will not build up any frost, so customers will never have the worry of having to defrost their refrigerator again. No frost models also maintain a consistent temperature throughout the cabinet and provide rapid temperature recovery after the door has been opened.

### No Frost Technology Also Offers Other Advantages

#### Food stays in better condition

more nutritional and more colorful

#### Food doesn't stick together

easy to remove one slice of bread and peas flow freely

#### Food is easier to recognize

no ice forming on the food so packets are easy to read


#### No ice builds up

more storage space in cabinet



### How to distinguish a Real No Frost Product

A product which needs to be defrosted has a drain hole to discharge melted frostwater. Since a real No Frost product has no frost at all, the product does not need a drain hole. If there is a hole like the one pictured on the right when the door of the refrigerator is open, it is a manual or automatic defrost product, but not a no frost product.



Effective Protector

## Silver Plus Anti-bacteria Coating

Samsung applied nano-technology to bond silver atoms in ways that enable refrigerators to remain remarkably free of bacteria. This innovation has evolved into the silver plus anti-bacteria coating, which embodies Samsung's people-first policy and commitment to human health.



### Benefits of Silver Plus Anti-bacterial Coating

#### Hygienic Food Storage

Silver particles react with odor particles. Odor particles taken into the filter make contact with silver particles, then unpleasant odors are decomposed and deodorized.

#### Fresh Storage

Nanosized silver particles float in the refrigerator along with the air-flow, preventing diffusion of bacteria that cause vegetables to lose their freshness. The improvement is particularly noticeable in the case of leaf vegetables.



SAMSUNG



Conventional




SAMSUNG



Conventional

### Silver Plus Deodorizer

Silver particles react with odor particles. Odor particles taken into the filter make contact with silver particles, then unpleasant odors are decomposed and deodorized.



- 1 Silver Plus Anti-bacteria Outcase
- 2 Silver Plus Anti-bacteria Filter
- 3 Activated Carbon with Silver Ion
- 4 Silver Plus Anti-bacteria Outcase



# French Door

Live large

4 Door FDR  
36" 3Door FDR  
33" 3Door FDR



# 4 Door FDR

## A New Generation of Technology

Samsung's smart refrigerator adds yet another convenience with its new wi-fi connectivity. Not only can you check the external and internal temperature, check your calendar, or leave memos, but you can also surf the Internet, share information online, or listen to the radio directly from your refrigerator's LCD screen.



### Flex Zone

The Flex Zone provides a customized space for all your food needs. Store foods at their ideal temperature for maximum freshness and experience increased flexibility for all your storage needs.



### EcoSlim™

EcoSlim™ increases inner storage space without affecting the refrigerator body size. This smart technology reduces the thickness of the wall, while maintaining incredible insulation performance. With an additional storage space, organizing and accessing more food has never been easier.



### Smart Divider

The Smart Divider lets you easily adjust compartment sizes for greater flexibility in sorting and storing all different types of foods.



### Easy Handle

Samsung's new clean-look easy handle is designed to open drawers easily and conveniently.



### Foldable Shelf

This shelf functions both as a full depth shelf or can be tucked up against the wall to accommodate taller containers.



### One-door Access

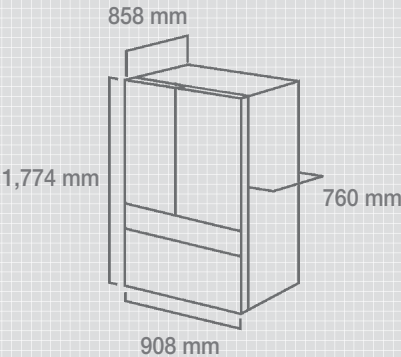
This unique function gives you full access to a sliding bin without having to open both refrigerator doors.

## Colors / Options / Dimensions



	RF4289	RF4287	RF4267
8" Wi-Fi LCD	•		
33" width			•

RF287 – 785 ℓ (27.7 cu.ft)





# RF4289HARS



### Technology

- EcoSlim
- Twin Cooling Plus ™
- No frost with Multi flow
- R-134a refrigerant

### External Features

- 8" Wi-Fi LCD touch screen display
- Flex Zone with Smart divider
- Water & ice dispenser
- EZ open handle on freezer & flex zone

### Internal Features

- LED interior lighting
- Flip-up shelf
- Foldable shelf
- Slide-out shelf
- Spill-proof tempered glass shelves
- One door access
- Gallon door guard
- New water filter
- Auto pull-out drawer in freezer
- Pizza pocket
- CoolSafe lock
- Silver plus anti-bacterial coating

# RF4287HABP



### Technology

- EcoSlim
- Twin Cooling Plus ™
- No frost with Multi flow
- R-134a refrigerant

### External Features

- Flex Zone with Smart divider
- LED digital display
- Water & ice dispenser
- EZ open handle on freezer & flex zone

### Internal Features

- LED interior lighting
- Flip-up shelf
- Foldable shelf
- Slide-out shelf
- Spill-proof tempered glass shelves
- One door access
- Gallon door guard
- New water filter
- Pizza pocket
- Auto pull-out drawer in freezer
- CoolSafe lock
- Silver plus anti-bacterial coating

# RF4287HARS



### Technology

- EcoSlim
- Twin Cooling Plus ™
- No frost with Multi flow
- R-134a refrigerant

### External Features

- Flex Zone with Smart divider
- LED digital display
- Water & ice dispenser
- EZ open handle on freezer & flex zone

### Internal Features

- LED interior lighting
- Flip-up shelf
- Foldable shelf
- Slide-out shelf
- Spill-proof tempered glass shelves
- One door access
- Gallon door guard
- New water filter
- Pizza pocket
- Auto pull-out drawer in freezer
- CoolSafe lock
- Silver plus anti-bacterial coating

# RF4287HAWP



### Technology

- EcoSlim
- Twin Cooling Plus ™
- No frost with Multi flow
- R-134a refrigerant

### External Features

- Flex Zone with Smart divider
- LED digital display
- Water & ice dispenser
- EZ open handle on freezer & flex zone

### Internal Features

- LED interior lighting
- Flip-up shelf
- Foldable shelf
- Slide-out shelf
- Spill-proof tempered glass shelves
- One door access
- Gallon door guard
- New water filter
- Pizza pocket
- Auto pull-out drawer in freezer
- CoolSafe lock
- Silver plus anti-bacterial coating



## RF4267HARS



### Technology

- EcoSlim
- Twin Cooling Plus™
- No frost with Multi flow
- R-134a refrigerant

### External Features

- Flex Zone with Smart divider
- 840 mm wide (33" width)
- LED digital display
- Water & ice dispenser
- EZ open handle on freezer & flex zone

### Internal Features

- LED interior lighting
- Flip-up shelf
- Foldable shelf
- Slide-out shelf
- Spill-proof tempered glass shelves
- One door access
- Gallon door guard
- New water filter
- CoolSafe lock
- Auto pull-out drawer in freezer
- Silver plus anti-bacterial coating

## RF4267HABP



### Technology

- EcoSlim
- Twin Cooling Plus™
- No frost with Multi flow
- R-134a refrigerant

### External Features

- Flex Zone with Smart divider
- 840 mm wide (33" width)
- LED digital display
- Water & ice dispenser
- EZ open handle on freezer & flex zone

### Internal Features

- LED interior lighting
- Flip-up shelf
- Foldable shelf
- Slide-out shelf
- One door access
- Spill-proof tempered glass shelves
- Gallon door guard
- New water filter
- Auto pull-out drawer in freezer
- CoolSafe lock
- Silver plus anti-bacterial coating

## RF4267HAPN



### Technology

- EcoSlim
- Twin Cooling Plus™
- No frost with Multi flow
- R-134a refrigerant

### External Features

- Flex Zone with Smart divider
- 840 mm wide (33" width)
- LED digital display
- Water & ice dispenser
- EZ open handle on freezer & flex zone

### Internal Features

- LED interior lighting
- Flip-up shelf
- Foldable shelf
- Slide-out shelf
- Spill-proof tempered glass shelves
- One door access
- Gallon door guard
- New water filter
- CoolSafe lock
- Auto pull-out drawer in freezer
- Silver plus anti-bacterial coating

## RF4267HAWP



### Technology

- EcoSlim
- Twin Cooling Plus™
- No frost with Multi flow
- R-134a refrigerant

### External Features

- Flex Zone with Smart divider
- 840 mm wide (33" width)
- LED digital display
- Water & ice dispenser
- EZ open handle on freezer & flex zone

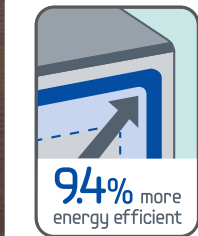
### Internal Features

- LED interior lighting
- Flip-up shelf
- Foldable shelf
- Slide-out shelf
- One door access
- Spill-proof tempered glass shelves
- Gallon door guard
- New water filter
- Auto pull-out drawer in freezer
- CoolSafe lock
- Silver plus anti-bacterial coating

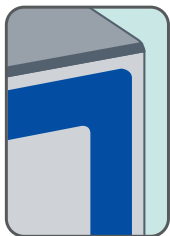


# 36" 3Door FDR

With the largest storage capacity in its category - 29 cubic feet, Samsung's RFG29 French Door Refrigerator interior is 16% bigger than conventional models. EcoSlim gives you a full 4 cubic feet of extra space without changing the overall exterior size nor compromising the strength or quality of insulation. The extra interior space is designed to not only fit more, but fit better. Your groceries will be well organized and easier to find.



SAMSUNG



Conventional



**ecoslim™**  
TECHNOLOGY

Using the latest technology, Samsung's reduced wall width means the external body size stays the same while the inner storage capacity expands and insulation stays strong.



### Twin Cooling Plus™

The cooling air generated from the refrigerator's independent fan and evaporator does not travel to the freezer, so odors don't mix and moisture isn't lost. With humidity maintained, food stays fresher for a long period of time.



### CoolSelect Pantry™

CoolSelect Pantry™ lets you select the temperature you need at the touch of a button, based on the type of food stored. With this specialized compartment, you can maintain your foods' natural flavor and freshness for a long time.



### Digital Display

This sophisticated LED panel provides a clear, easy to read display that enhances the look of your kitchen.



### LED Interior Lighting

The space-saving, energy-efficient light illuminates every corner of the refrigerator with brighter light.



### EZ Open Handle

Designed to open with ease and close tightly. A slight tug is all you need for the drawer to glide out.



### One-door Access

One-door Access provides full access to a sliding bin without having to open both refrigerator doors.

## Colors / Options / Dimensions



RS  
Real Stainless

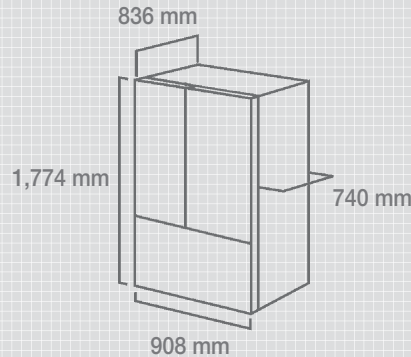
PN  
Platinum Inox

BP  
Empire Black

WP  
Smooth White

	RFG29	T	P	8	7	6	3		RF26	8	7	6	3	D	N
Ice & Water Dispenser	•	•	•	•	•	•	•		Ice & Water Dispenser	•	•	•	•	•	•
Dual Icemaker	•	•	•	•	•	•	•		Dual Icemaker	•	•	•	•	•	•
CoolSelect Pantry™	•	•	•	•	•	•	•		CoolSelect Pantry™	•	•	•	•	•	•
Slide N Go	•	•	•	•	•	•	•		Internal Water Dispenser	•	•	•	•	•	•

RFG297 - 807 l (28.5 cu.ft)





## RFG29PHDRS



### Technology

- EcoSlim
- Twin Cooling Plus™
- No frost with Multi flow
- R-134a refrigerant

### External Features

- LED digital display
- Water & ice dispenser
- EZ open handle on freezer

### Internal Features

- Slide-N-Go Shelves
- CoolSelect Pantry™
- LED interior lighting
- Flip-up shelf
- Foldable shelf
- Slide-out shelf
- One door access
- Spill-proof tempered glass shelves
- Gallon door guard
- Dairy guard
- Auto pull-out drawer in freezer
- Pizza pocket
- CoolSafe lock
- Silver plus anti-bacterial coating

## RFG297HDRS



### Technology

- EcoSlim
- Twin Cooling Plus™
- No frost with Multi flow
- R-134a refrigerant

### External Features

- LED digital display
- Water & ice dispenser
- EZ open handle on freezer

### Internal Features

- CoolSelect Pantry™
- LED interior lighting
- Flip-up shelf
- Foldable shelf
- Slide-out shelf
- One door access
- Spill-proof tempered glass shelves
- Gallon door guard
- Dairy guard
- Auto pull-out drawer in freezer
- Pizza pocket
- CoolSafe lock
- Silver plus anti-bacterial coating

## RFG298HDBP



### Technology

- EcoSlim
- Twin Cooling Plus™
- No frost with Multi flow
- R-134a refrigerant

### External Features

- Dual icemaker (R & F)
- LED digital display
- Water & ice dispenser
- EZ open handle on freezer

### Internal Features

- Dual icemaker (R & F)
- CoolSelect Pantry™
- LED interior lighting
- Flip-up shelf
- Foldable shelf
- Slide-out shelf
- One door access
- Spill-proof tempered glass shelves
- Gallon door guard
- Dairy guard
- Auto pull-out drawer in freezer
- Pizza pocket
- CoolSafe lock
- Silver plus anti-bacterial coating

## RFG293HDWP



### Technology

- EcoSlim
- Twin Cooling Plus™
- No frost with Multi flow
- R-134a refrigerant

### External Features

- LED control (internal upfront)
- EZ open handle on freezer

### Internal Features

- CoolSelect Pantry™
- LED interior lighting
- Foldable shelf
- Slide-out shelf
- Spill-proof tempered glass shelves
- One door access
- Gallon door guard
- Dairy guard
- Pizza pocket
- Auto pull-out drawer in freezer
- CoolSafe lock
- Silver plus anti-bacterial coating



# RF267ABRS



- Technology**
- Twin Cooling System™
  - No frost with Multi flow
  - R-134a refrigerant
- External Features**
- LED digital display
  - Water & ice dispenser
  - EZ open handle on freezer
- Internal Features**
- CoolSelect Pantry™
  - LED interior lighting
  - Flip-up shelf
  - Foldable shelf
  - Slide-out shelf
  - One door access
  - Spill-proof tempered glass shelves
  - Gallon door guard
  - Dairy guard
  - Auto pull-out drawer in freezer
  - Pizza pocket
  - CoolSafe lock
  - Silver plus anti-bacterial coating

# RF267ABPN



- Technology**
- Twin Cooling System™
  - No frost with Multi flow
  - R-134a refrigerant
- External Features**
- LED control (internal upfront)
  - EZ open handle on freezer
- Internal Features**
- CoolSelect Pantry™
  - Internal water dispenser
  - LED interior lighting
  - Slide-out shelf
  - Spill-proof tempered glass shelves
  - One door access
  - Gallon door guard
  - Dairy guard
  - Pizza pocket
  - Auto pull-out drawer in freezer
  - CoolSafe lock
  - Silver plus anti-bacterial coating

# RF266ABBP



- Technology**
- Twin Cooling System™
  - No frost with Multi flow
  - R-134a refrigerant
- External Features**
- LED control (internal upfront)
  - EZ open handle on freezer
- Internal Features**
- CoolSelect Pantry™
  - Internal water dispenser
  - LED interior lighting
  - Slide-out shelf
  - Spill-proof tempered glass shelves
  - One door access
  - Gallon door guard
  - Dairy guard
  - Pizza pocket
  - Auto pull-out drawer in freezer
  - CoolSafe lock
  - Silver plus anti-bacterial coating

# RF263ABWP



- Technology**
- Twin Cooling System™
  - No frost with Multi flow
  - R-134a refrigerant
- External Features**
- LED control (internal upfront)
  - EZ open handle on freezer
- Internal Features**
- CoolSelect Pantry™
  - LED interior lighting
  - Slide-out shelf
  - One door access
  - Spill-proof tempered glass shelves
  - Gallon door guard
  - Dairy guard
  - Auto pull-out drawer in freezer
  - Pizza pocket
  - CoolSafe lock
  - Silver plus anti-bacterial coating



# 33" 3Door FDR

## Sophisticated Beauty in 33"

Samsung's unique technology lets you enjoy a built-in look with its 19 cu.ft counter depth refrigerator that fits into a mere 33" of space. Without sacrificing interior storage space, store more food and savor freshness in refined beauty.



### Twin Cooling System™

The separate temperature and humidity control of the refrigerator maintains high humidity and prevents odor transfer.



### LED Interior Lighting

The space-saving, energy-efficient light illuminates every corner of the refrigerator with brighter light.



### EZ Open Handle

Designed to open with ease and close tightly. A slight tug is all you need for the drawer to glide out.



### Automatic Icemaker

Smart, compact design produces the same amount of ice in half the space.

## Colors / Options / Dimensions



RS

Real Stainless



PN

Platinum Inox



BP

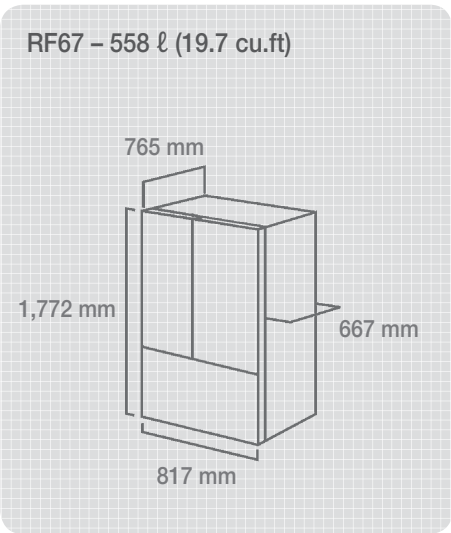
Empire Black



WP

Smooth White

RF62/67	V	Q	H	U	D	N
Drawer Door		•	•		•	•
Swing Door	•			•		
Water Dispenser	•	•			•	
Energy A+	•	•	•	•		



## RF67DE



### Technology

- Twin Cooling System™
- No frost with Multi flow
- R-134a refrigerant
- R-600a natural refrigerant (option)

### External Features

- 33" width
- LED control (internal upfront)
- Water dispenser
- EZ open handle on freezer

### Internal Features

- LED interior lighting
- Movable fresh box
- Spill-proof tempered glass shelves
- Gallon door guard
- Dairy guard
- Automatic icemaker
- Auto pull-out drawer in freezer
- CoolSafe lock
- Silver plus anti-bacterial coating

## RF62UB



### Technology

- Twin Cooling System™
- No frost with Multi flow
- R-134a refrigerant
- R-600a natural refrigerant (option)
- Energy A+

### External Features

- 33" width
- LED control (internal upfront)
- Swing freezer door

### Internal Features

- LED interior lighting
- Movable fresh box
- Spill-proof tempered glass shelves
- Gallon door guard
- Dairy guard
- Automatic icemaker
- CoolSafe lock
- Big box drawer in freezer
- Silver plus anti-bacterial coating



# Side by Side

Any side you look at it, it's beautiful

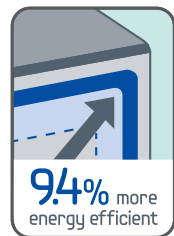
Polaris  
G-series  
Eco-series  
MatchWell Line  
The New H-series  
H-series  
H-series MatchWell Line  
A-Series  
Compact side by side



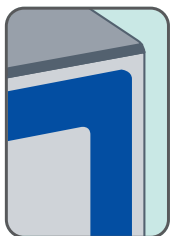
# Polaris

## Biggest Storage Capacity with Same External Dimensions

Samsung Polaris refrigerator gives you ample storage space of 30 cu.ft. while maintaining the same conventional dimensions. With more storage space, you can save time with less trips to the grocery store, and the deeper, wider space lets you easily store bigger items conveniently.



SAMSUNG



Conventional

**ecoslim™**  
TECHNOLOGY

Using the latest technology, Samsung's reduced wall width means the external body size stays the same while the inner storage capacity expands and insulation stays strong.



### Twin Cooling Plus™

Twin Cooling Plus™ cools the freezer and refrigerator compartments separately for the most optimal humidity level to lock in freshness and preserve food longer. Also the air does not travel to the freezer, so odors don't mix and moisture isn't lost.



### Dual Tower LED Lighting

Samsung's Dual Tower LED Lighting is not only a stylish addition to the refrigerator, but it brightly illuminates every corner of the refrigerator so it's easier to find items regardless of where they're stored.



### LCD Touch Display

The LCD display lets you access nutrition facts, the photo album, and control the refrigerator with a simple touch of the screen.



### CoolSelect Zone™

The CoolSelect Zone™ can flexibly adapt to your cooling needs with just the press of a button.



### Smart Eco System

Smart Eco System optimizes compressor performance based on individual user operation of the refrigerator.



### Mini Drinks Bar

Provides easy access to your favorite drinks while keeping the fridge closed to maintain internal temperature.

## Colors / Options / Dimensions



RS

Real Stainless



PN

Platinum Inox



BP

Empire Black

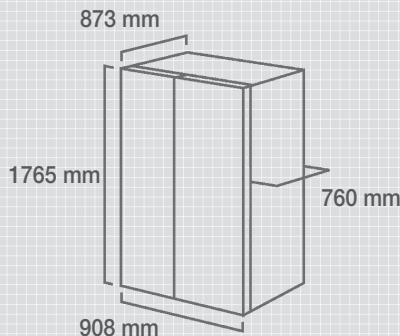


WP

Smooth White

RSG30	9	7	K
LCD Display	•		
CoolSelect Zone™			•
Mini Drinks Bar			•

RSG309 - 838ℓ (29.7 cu.ft - AHAM)  
RS30GK - 741ℓ (26.5 cu.ft - ISO)





## RSG309AARS



### Technology

- EcoSlim
- Smart Eco system
- Digital inverter compressor
- Twin Cooling Plus™
- No frost with Multi flow
- R-134a refrigerant

### External Features

- LCD touch screen display
- Water & ice dispenser

### Internal Features

- Dual LED lighting
- New water filter
- Tilt can carry
- Big Box with flip-up cover
- Wine Shelf
- Spill-proof tempered glass shelves
- Gallon door guard
- Dairy guard
- ClearView icemaker

## RSG307AAPN



### Technology

- EcoSlim
- Smart Eco system
- Digital inverter compressor
- Twin Cooling Plus™
- No frost with Multi flow
- R-134a refrigerant

### External Features

- LED display
- Water & ice dispenser

### Internal Features

- Dual LED lighting
- New water filter
- Tilt can carry
- Big Box with flip-up cover
- Wine Shelf
- Spill-proof tempered glass shelves
- Gallon door guard
- Dairy guard
- ClearView icemaker

## RSG309AABP



### Technology

- EcoSlim
- Smart Eco system
- Digital inverter compressor
- Twin Cooling Plus™
- No frost with Multi flow
- R-134a refrigerant

### External Features

- LCD touch screen display
- Water & ice dispenser

### Internal Features

- Dual LED lighting
- New water filter
- Tilt can carry
- Big Box with flip-up cover
- Wine Shelf
- Spill-proof tempered glass shelves
- Gallon door guard
- Dairy guard
- ClearView icemaker

## RSG30KAWP



### Technology

- EcoSlim
- Smart Eco system
- Digital inverter compressor
- Twin Cooling Plus™
- No frost with Multi flow
- R-134a refrigerant

### External Features

- LED display
- Water & ice dispenser
- Mini Drinks Bar

### Internal Features

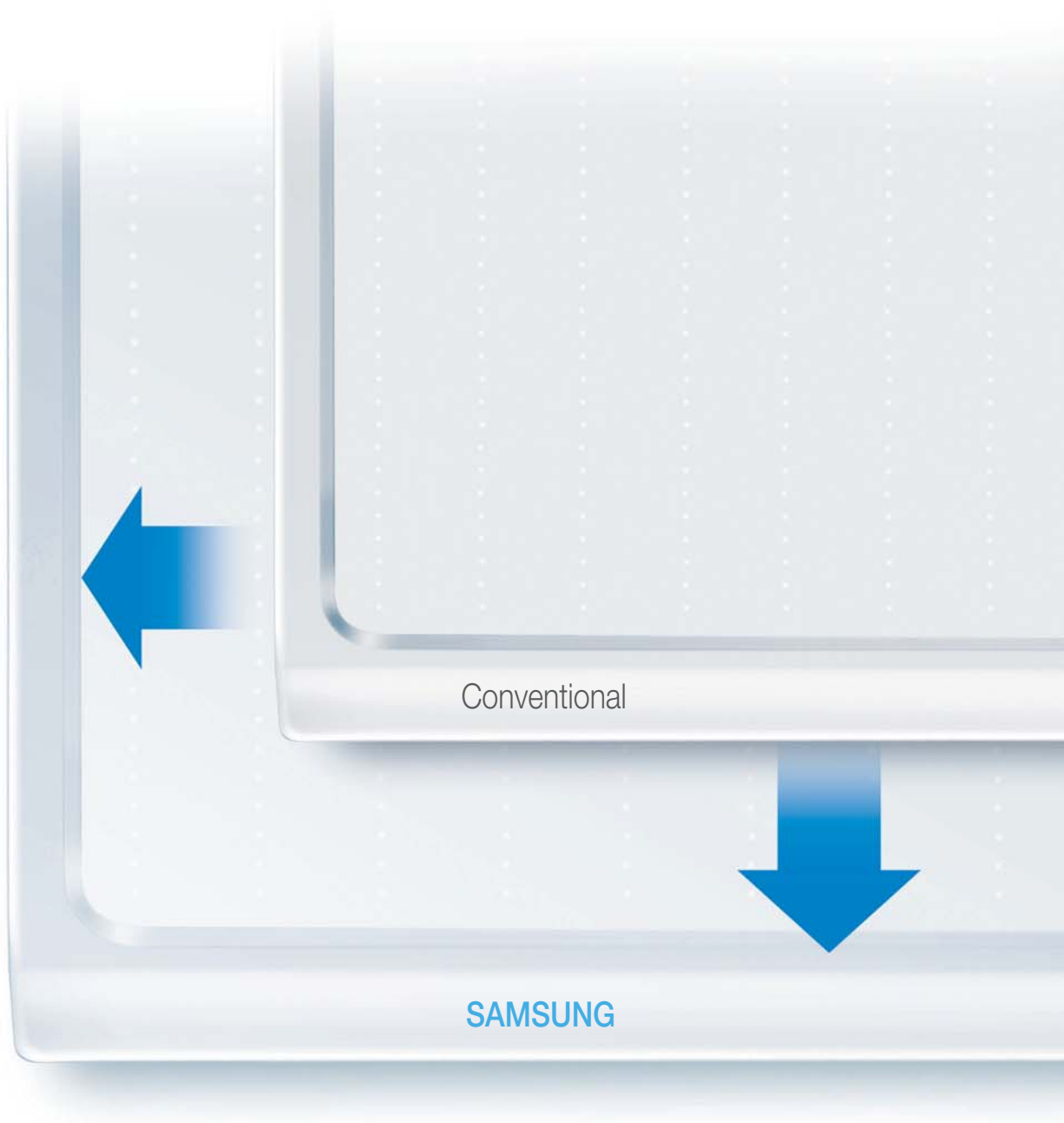
- CoolSelect Zone™
- Dual LED lighting
- New water filter
- Tilt can carry
- Big Box with flip-up cover
- Wine Shelf
- Spill-proof tempered glass shelves
- Gallon door guard
- Dairy guard
- ClearView icemaker



# G-series

## More Space Inside, Same Space Outside.

With the EcoSlim™ technology, the G-Series substantially expands inner storage space while maintains 60 cm of cabinet depth to provide built-in style. With Samsung's unique technology and effective space solution, you can have 637ℓ of ample storage space for the same conventional refrigerator space.



94% more energy efficient

SAMSUNG

Conventional

**ecoslim™**  
TECHNOLOGY

Using the latest technology, Samsung's reduced wall width means the external body size stays the same while the inner storage capacity expands and insulation stays strong.



**Twin Cooling Plus™**

Twin Cooling Plus™ cools the freezer and refrigerator compartments separately for the most optimal humidity level to lock in freshness and preserve food longer. Also the air does not travel to the freezer, so odors don't mix and moisture isn't lost.



**CoolSelect Zone™**

From thawing meat to storing fruits and vegetables at their optimal humidity level, the innovative CoolSelect Zone™ in Samsung refrigerators can flexibly adapt to your cooling needs with just the press of a button.



**ClearView Icemaker**

The icemaker is located directly on a freezer door so it is easier to use and doesn't take up any valuable shelf space



**Tower LED Lighting**

The space-saving, energy-efficient light illuminates every corner of the refrigerator with brighter light.



**Auto Moisture Drawer**

Self-controlled crisper keeps fruits and vegetables in optimal humidity.



**Big Box**

The Big Box allows you to load items easily by maximizing internal storage space.

## Colors / Options / Dimensions



RS Real Stainless    PN Platinum Inox    BP Empire Black    SW Snow White

	K	P	F	J	U	D
Dispenser	•	•	•	•	•	•
Beverage Station	•	•	•			
CoolSelect Zone™	•			•		
Energy A+		•			•	

RSG5F - 637 ℓ (22.4 cu.ft-ISO)  
(24.1 cu.ft-AHAM)

687 mm  
1,780mm  
600mm



# RSG5KURS



### Technology

- EcoSlim
- Digital inverter compressor
- Twin Cooling Plus™
- No frost with Multi flow
- R-600a natural refrigerant

### External Features

- LED digital display
- Water & ice dispenser
- Mini Drinks Bar

### Internal Features

- CoolSelect Zone™
- Tower LED lighting (R & F)
- Auto moisture drawer
- Big box
- Foldable shelf
- Tilt can carry (option)
- Wine shelf (option)
- Spill-proof tempered glass shelves
- Gallon door guard
- Dairy guard
- ClearView icemaker
- Tilt pockets (option)

# RSG5PUPS



### Technology

- EcoSlim
- Digital inverter compressor
- Twin Cooling Plus™
- No frost with Multi flow
- R-600a natural refrigerant
- Energy A+

### External Features

- LED digital display
- Water & ice dispenser
- Mini Drinks Bar

### Internal Features

- Tower LED lighting (R & F)
- Chilled room
- Auto moisture drawer
- Big box
- Foldable shelf
- Tilt can carry (option)
- Wine shelf (option)
- Spill-proof tempered glass shelves
- Gallon door guard
- Dairy guard
- ClearView icemaker
- Tilt pockets (option)

# RSG5FUBP



### Technology

- EcoSlim
- Digital inverter compressor
- Twin Cooling Plus™
- No frost with Multi flow
- R-600a natural refrigerant

### External Features

- LED digital display
- Water & ice dispenser
- Mini Drinks Bar

### Internal Features

- Tower LED lighting
- Chilled room
- Auto moisture drawer
- Big box
- Foldable shelf
- Tilt can carry (option)
- Wine shelf (option)
- Spill-proof tempered glass shelves
- Gallon door guard
- Dairy guard
- ClearView icemaker
- Tilt pockets (option)

# RSG5DUSW



### Technology

- EcoSlim
- Digital inverter compressor
- Twin Cooling Plus™
- No frost with Multi flow
- R-600a natural refrigerant

### External Features

- LED digital display
- Water & ice dispenser

### Internal Features

- Tower LED lighting
- Chilled room
- Auto moisture drawer
- Big box
- Foldable shelf
- Tilt can carry (option)
- Wine shelf (option)
- Spill-proof tempered glass shelves
- Gallon door guard
- Dairy guard
- ClearView icemaker
- Tilt pockets (option)



# Eco-series

## Energy Efficient

Thanks to its powerful compressor and cooling mechanism, Samsung's side by side refrigerator is highly energy efficient which helps save money and nature, supporting a healthier and greener lifestyle.



### Twin Cooling System™

Twin Cooling System™ separately cools the freezer and fridge to maintain high humidity and prevent odor transfer.



### Tower LED Lighting

The space-saving, energy-efficient light illuminates every corner of the refrigerator with brighter light.



### CoolSelect Zone™

The CoolSelect Zone™ can flexibly adapt to your cooling needs with just the press of a button.



### New Water Filter

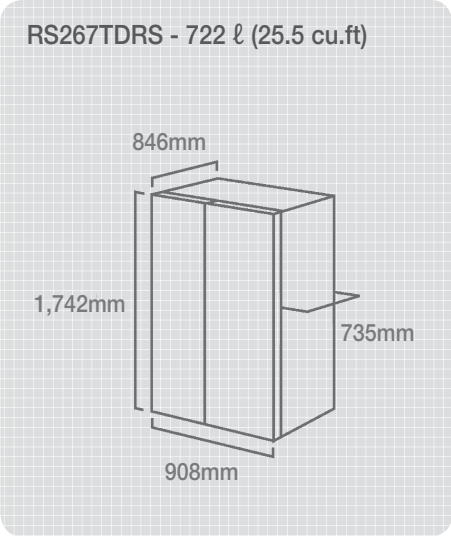
The water filter is now placed in the corner of the vegetable box for more space and easy to change filters.

## Colors / Options / Dimensions



RS Real Stainless    PN Platinum Inox    BP Empire Black    WP Smooth White

	K	D
CoolSelect Zone™	•	•
Mini Drinks Bar	•	•
Dispenser	•	



## RS267TDRS



### Technology

- Twin Cooling System™
- No frost with Multi flow
- R-134a refrigerant
- High energy efficiency

### External Features

- LED digital display
- Water & ice dispenser

### Internal Features

- CoolSelect Zone™
- Tower LED lighting (R & F)
- Foldable shelf
- Wine shelf (option)
- Spill-proof tempered glass shelves
- Gallon door guard
- Dairy guard
- New water filter
- ClearView icemaker
- Tilt pockets (option)

## RS261MDBP



### Technology

- No frost with Multi flow
- R-134a refrigerant
- High energy efficiency

### External Features

- LED electronic display
- Water & ice dispenser

### Internal Features

- CoolSelect Zone™
- Tower LED lighting
- Spill-proof tempered glass shelves
- Gallon door guard
- Dairy guard
- New water filter
- Slim width icemaker



# MatchWell Line (Trim kit)

Although performance and functions are the most important attributes of a refrigerator, you can't ignore that its appearance is also important in creating a look for your kitchen. Samsung's MatchWell Line offers a choice of three colors without sacrificing functions to add a bit of style.



**Twin Cooling System™**  
Twin Cooling System™ separately cools the freezer and fridge to maintain high humidity and prevent odor transfer.



**Tower LED Lighting**  
The space-saving, energy-efficient light illuminates every corner of the refrigerator with brighter light.



**CoolSelect Zone™**  
The CoolSelect Zone™ can flexibly adapt to your cooling needs with just the press of a button.



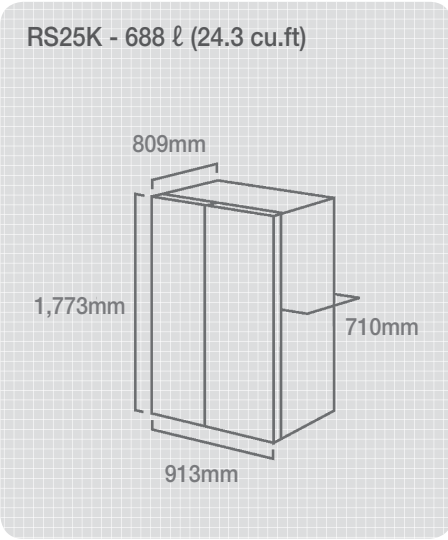
**Tilt Pockets**  
Tilt pocket is engineered to tilt up to 30 degrees, giving you the perfect angle to easily take out and put back bulky items.

## Colors / Options / Dimensions



MR Mirror      BG Black Glass      SG Silver Glass

	K	F	J	D	N
Dispenser	•	•	•	•	
Mini Drinks Bar	•	•			
CoolSelect Zone™	•		•		



## RS27KLSG



- Technology**
- Twin Cooling System™
  - No frost with Multi flow
  - R-134a refrigerant
- External Features**
- MatchWell Line
  - LED Digital display
  - Water & ice dispenser
  - Mini Drinks Bar
- Internal Features**
- CoolSelect Zone™
  - Tower LED lighting
  - Foldable shelf
  - Wine rack
  - Spill-proof tempered glass shelves
  - Gallon door guard
  - Dairy guard
  - Xtra space
  - Tilt pockets

## RS25JLBG



- Technology**
- Twin Cooling System™
  - No frost with Multi flow
  - R-134a refrigerant
- External Features**
- MatchWell Line
  - LED Digital display
  - Water & ice dispenser
- Internal Features**
- CoolSelect Zone™
  - Tower LED lighting
  - Foldable shelf
  - Wine rack
  - Spill-proof tempered glass shelves
  - Gallon door guard
  - Dairy guard
  - Xtra space
  - Tilt pockets



# The New H-series

## Setting a new standard

Bring style and garden-picked freshness into your kitchen with Samsung's new H-series side-by-side refrigerator. Its ergonomic handle, light-rich LED, space saving icemaker, technologically advanced Twin Cooling Plus, and trend-setting design will define a new class in refrigeration.



### Twin Cooling Plus™

Twin Cooling Plus™ cools the freezer and refrigerator compartments separately for the most optimal humidity level to lock in freshness and preserve food longer. Also the air does not travel to the freezer, so odors don't mix and moisture isn't lost.



### Built-in Style Easy Handle

The new built-in easy handle offers easier opening by requiring 40% less force than with conventional handles. This unique design also doesn't protrude like conventional handles, so you don't need to worry about bumping into it.



### ClearView Icemaker

The icemaker is located directly on a freezer door so it is easier to use and doesn't take up any valuable shelf space.



### Tower LED Lighting

The space-saving, energy-efficient light illuminates every corner of the refrigerator with brighter light.



### CoolSelect Zone™

The CoolSelect Zone™ can flexibly adapt to your cooling needs with just the press of a button.



### Big Box

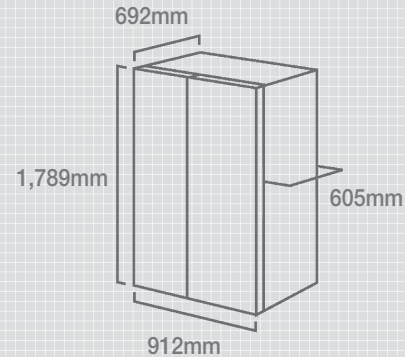
The Big Box allows you to load items easily by maximizing internal storage space.

## Colors / Options / Dimensions



	Z	P	U
Dispenser	•	•	•
CoolSelect Zone™	•	•	•
Mini Drinks Bar	•	•	•
Energy A+	•	•	•

RSH7K - 501 ℓ (17.6 cu.ft)





# RSH7ZNRS



### Technology

- Twin Cooling Plus™
- No frost with Multi flow
- R-600a natural refrigerant
- Energy A+

### External Features

- LED digital display
- Water & ice dispenser
- Mini Drinks Bar
- Built-in easy handle

### Internal Features

- CoolSelect Zone™
- Tower LED lighting (R & F)
- Big box
- Take-out tray (option)
- Wine shelf
- Tempered glass shelves
- Dairy guard
- ClearView icemaker

# RSH7PNSW



### Technology

- Twin Cooling Plus™
- No frost with Multi flow
- R-600a natural refrigerant
- Energy A+

### External Features

- LED digital display
- Water & ice dispenser
- Mini Drinks Bar
- Built-in easy handle

### Internal Features

- Tower LED lighting (R & F)
- Big box
- Take-out tray (option)
- Wine shelf
- Tempered glass shelves
- Dairy guard
- ClearView icemaker

# RSH7UNMH



### Technology

- Twin Cooling Plus™
- No frost with Multi flow
- R-600a natural refrigerant
- Energy A+

### External Features

- LED digital display
- Water & ice dispenser
- Built-in easy handle

### Internal Features

- Tower LED lighting (R & F)
- Big box
- Take-out tray (option)
- Wine shelf
- Tempered glass shelves
- Dairy guard
- ClearView icemaker

# RSH7UUPN



### Technology

- Twin Cooling Plus™
- No frost with Multi flow
- R-600a natural refrigerant
- Energy A+

### External Features

- LED digital display
- Water & ice dispenser

### Internal Features

- Tower LED lighting (R & F)
- Big box
- Take-out tray (option)
- Wine shelf
- Tempered glass shelves
- Dairy guard
- ClearView icemaker



# H-series

## Sophisticated Coolness

Refrigerators are no longer simply a storage space for food. It should add style to a kitchen. It should be easy to use. It should be adaptable to different storing needs. It should keep food safe, fresh, and healthy to eat.



### Twin Cooling System™

Twin Cooling System™ cools the freezer and refrigerator compartments separately for the most optimal humidity level to lock in freshness and preserve food longer.



### CoolSelect Zone™

From thawing meat to storing fruits and vegetables at their optimal humidity level, the innovative CoolSelect Zone™ in Samsung refrigerators can flexibly adapt to your cooling needs with just the press of a button.



### Mini Drinks Bar

Keep drinks and snacks easily accessible in the home bar, so you don't have to open the refrigerator. Drinks are a simple push away, and you save energy.



### Easy Handle

Designed for your convenience, this easy handle is not only sturdy, but the door is a breeze to open without any extra force.



### Big Box

The Big Box allows you to load items easily by maximizing internal storage space.



### Wine Shelf

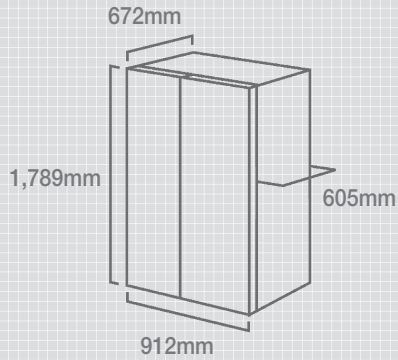
The premium wine shelf stores bottles of wine safely, and keeps wine optimally chilled and ready for consumption.

## Colors / Options / Dimensions



	Z	K	P	F	Y	T	U	D	S	N
Dispenser	•	•	•	•	•	•	•	•		
Mini Drinks Bar	•	•	•	•						
CoolSelect Zone™	•	•			•					
Energy A+	•		•		•		•		•	
Energy A++						•				

RSH5 - 501 ℓ (17.6 cu.ft)





# RS21HKERS (RSH5KERS)



- Technology**
- Twin Cooling System™
  - No frost with Multi flow
  - R-600a natural refrigerant (Option)
- External Features**
- LED digital display
  - Water & ice dispenser
  - Mini Drinks Bar
  - Easy handle
- Internal Features**
- CoolSelect Zone™
  - Tower LED lighting
  - Big box
  - Take-out tray (option)
  - Wine shelf
  - Tempered glass shelves
  - Dairy guard

# RS21HDTMH (RSH5DTMH)



- Technology**
- Twin Cooling System™
  - No frost with Multi flow
  - R-600a natural refrigerant (Option)
- External Features**
- LED digital display
  - Water & ice dispenser
- Internal Features**
- Tower LED lighting
  - Big box
  - Take-out tray (option)
  - Wine shelf
  - Tempered glass shelves
  - Dairy guard

# RS21HFTIS (RSH5FTIS)



- Technology**
- Twin Cooling System™
  - No frost with Multi flow
  - R-600a natural refrigerant
- External Features**
- LED digital display
  - Water & ice dispenser
  - Mini Drinks Bar
- Internal Features**
- Tower LED lighting
  - Big box
  - Take-out tray (option)
  - Wine shelf
  - Tempered glass shelves
  - Dairy guard

# RS21HNTSW (RSH5NTSW)



- Technology**
- Twin Cooling System™
  - No frost with Multi flow
  - R-600a natural refrigerant
- External Features**
- LED digital display
- Internal Features**
- Tower LED lighting
  - Big box
  - Take-out tray (option)
  - Wine shelf
  - Tempered glass shelves
  - Dairy guard



# H-series MatchWell Line (Trim kit)

## Create a stylishly coordinated kitchen

Although performance and functions are the most important attributes of a refrigerator, you can't ignore that its appearance is also important in creating a look for your kitchen. So, Samsung offers the Matchwell Line in a choice of four colors without sacrificing functions to add a bit of style.



**ClearView Icemaker**

The icemaker is located directly on the freezer door so it is easier to use and doesn't take up any valuable shelf space.



**Tower LED Lighting**

The space-saving, energy-efficient light illuminates every corner of the refrigerator with brighter light.



**CoolSelect Zone™**

The CoolSelect Zone™ can flexibly adapt to your cooling needs with just the press of a button.



**Big Box**

The Big Box allows you to load items easily by maximizing internal storage space.

## Colors / Options / Dimensions



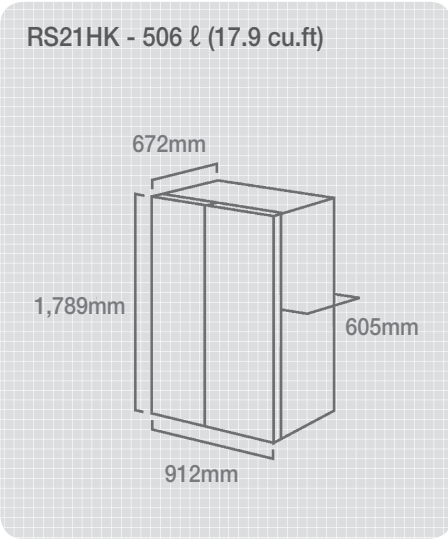
**MR**  
Mirror



**BG**  
Black Glass



**FW**  
Forest White



## RS21HKLMR



### Technology

- Twin Cooling System™
- No frost with Multi flow
- R-600a natural refrigerant

### External Features

- MatchWell Line
- LED digital display
- Water & ice dispenser
- Mini Drinks Bar

### Internal Features

- CoolSelect Zone™
- Tower LED lighting
- Big box
- Take-out tray (option)
- Z shelf (option)
- Wine shelf (option)
- Tempered glass shelves
- Dairy guard

## RS21HZLFH



### Technology

- Twin Cooling System™
- No frost with Multi flow
- R-600a natural refrigerant

### External Features

- MatchWell Line
- LED digital display
- Water & ice dispenser
- Mini Drinks Bar

### Internal Features

- CoolSelect Zone™
- Tower LED lighting
- Big box
- Take-out tray (option)
- Z shelf (option)
- Wine shelf (option)
- Tempered glass shelves
- Dairy guard



# A-Series

## Convenience-driven Features

Reflecting the owner's sense of aesthetics while offering convenient storage space, the side-by-side refrigerator has been a fashionista's must-have item. Now, Samsung's A-Series presents convenient features, contemporary design, and unsurpassed Samsung technology affordably. The A-Series makes living classy affordable.



### CoolSelect Duo™

From thawing meat to storing fruits and vegetables at their optimal humidity level, the innovative CoolSelect Duo™ in Samsung refrigerators can flexibly adapt to your cooling needs with just the press of a button.



### Brita® Water Filter (W option only)

Have a drink of refreshing pure water with the BRITA® Water Filter system, built right into the refrigerator door. The exterior water dispenser lets you access water without opening the refrigerator so you save energy and money.



### Digital Display

Stylish flat display with softly glowing blue readout offers easy monitoring and control of important functions.



### LED Interior Lighting

The space-saving, energy-efficient light illuminates every corner of the refrigerator with brighter light.



### Big Box

The Big Box allows you to load items easily by maximizing internal storage space.



### Tempered Glass Shelves

These shelves not only provide strong support, but offer a clear view of the items stored.

## Colors / Options / Dimensions



**MH**  
Manhattan Silver



**IS**  
Inox



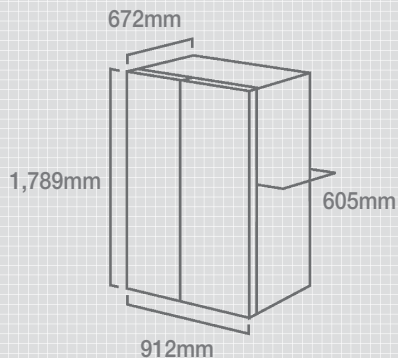
**EW**  
Embossed White



**WP**  
Smooth White

	Z	K	U	J	D	W	N	S
I & W Dispenser	•	•	•	•	•			
Water Dispenser						•		
Mini Drinks Bar	•	•	•					
Zero Zone	•	•		•				
Energy A		•		•	•	•	•	
Energy A+	•		•					•

RSA1Z - 501 ℓ (17.6 cu.ft)





# RSA1ZTMH



### Technology

- No frost with Multi flow (freezer)
- R-600a natural refrigerant
- Energy A+

### External Features

- LED digital display
- Water & ice dispenser
- Mini Drinks Bar

### Internal Features

- CoolSelect Duo
- LED interior lighting
- Big box
- Wine rack
- Gallon door guard
- Tempered glass shelves
- Dairy guard

# RSA1ZTIS



### Technology

- No frost with Multi flow (freezer)
- R-600a natural refrigerant
- Energy A+

### External Features

- LED digital display
- Water & ice dispenser
- Mini Drinks Bar

### Internal Features

- CoolSelect Duo
- LED interior lighting
- Big box
- Wine rack
- Gallon door guard
- Tempered glass shelves
- Dairy guard

# RSA1DTEW



### Technology

- No frost with Multi flow (freezer)
- R-600a natural refrigerant

### External Features

- LED digital display
- Water & ice dispenser

### Internal Features

- LED interior lighting
- Big box
- Wine rack
- Gallon door guard
- Tempered glass shelves
- Dairy guard

# RSA1NTWP



### Technology

- No frost with Multi flow (freezer)
- R-600a natural refrigerant

### External Features

- LED digital display

### Internal Features

- LED interior lighting
- Big box
- Wine rack
- Gallon door guard
- Tempered glass shelves
- Dairy guard



# Compact side by side

## Compact Nobility

The new Samsung Side-by-Side refrigerator is more compact than ever. Don't sacrifice state-of-the-art technology and style just because you have a small kitchen. Slimmer than any other side-by-side refrigerator, you can easily install this refrigerator into even small kitchens. Samsung understands your lifestyle needs.



### No Frost

Samsung's no frost models will not build up any frost, so users never have to worry about defrosting their refrigerator again.



### LED Interior Lighting

The space-saving, energy-efficient light illuminates every corner of the refrigerator with brighter light.



### Beverage Station

Easy access to your favorite drinks while keeping the fridge closed to maintain internal temperature.



### Big Box

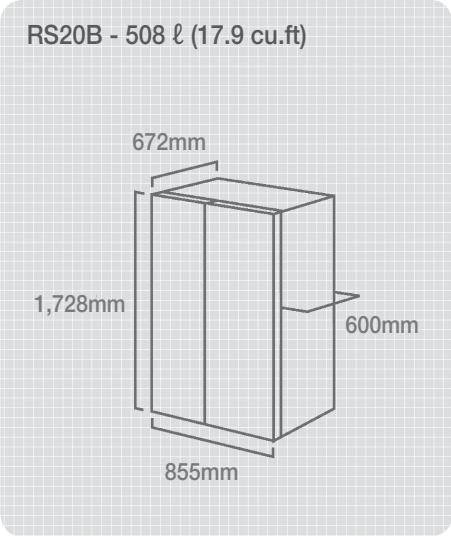
The Big Box allows you to load items easily by maximizing internal storage space.

## Colors / Options / Dimensions



MH Manhattan Silver    PE Platinum Silver    MB Marble Beige    PW Pearl White    SV Glossy White

	V	B	C	N
Dispenser	•	•		
Digital Display	•	•	•	
Energy A+	•			



## RS20CRSV



### Technology

- No frost with Multi flow
- R-600a natural refrigerant (Option)

### External Features

- Compact size (855mm width)
- LED digital display

### Internal Features

- LED interior lighting
- Deli bin
- Big box
- Wine shelf (option)
- Spill-proof tempered glass shelves
- Dairy guard
- Twist icemaker (option)

## RS20NRHS



### Technology

- No frost with Multi flow
- R-600a natural refrigerant (Option)

### External Features

- Compact size (855mm width)

### Internal Features

- LED interior lighting
- Deli bin
- Wine shelf (option)
- Spill-proof tempered glass shelves
- Dairy guard
- Twist icemaker (option)



# Tall 1 Door Fridge / Freezer

Style that reflects technology



Tall 1 door fridge  
Tall 1 door freezer



# Tall 1 door fridge

## Either side by side or individual products

Samsung's TWIN series - a fridge and freezer combo - lets you use the fridge and freezer physically separate on opposite sides of the room or together, side by side. Make the most of your space with functional beauty and let your kitchen reflect art.



### Blue LED Display

This modern blue LED panel provides a clear, easy to read, and easy to use display.



### Tower LED Lighting

This space-saving fixture illuminates every corner of the refrigerator, so things are easier to find.



### Easy Handle

Designed for your convenience, this easy handle is not only sturdy, but easily opens the door without requiring extra force.



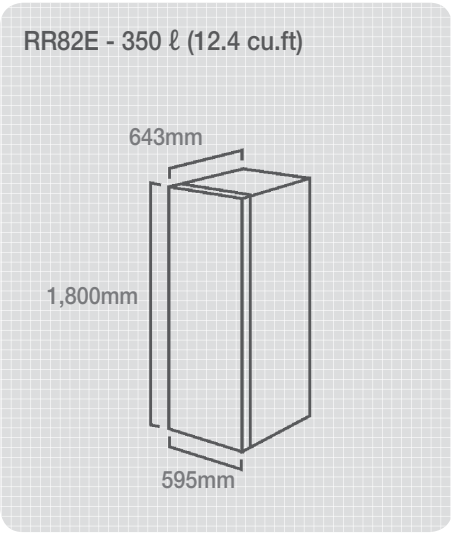
### Brita Water Dispenser

Have a drink of refreshing pure water with the BRITA® Water Filter system.

## Colors / Options / Dimensions



	B	W	E
Dispenser		•	
Mini Drinks Bar	•		



## RR82WERS



### Technology

- No frost with Multi flow
- R-600a natural refrigerant
- Energy A+

### External Features

- LED digital display
- Water dispenser with BRITA® filter
- Easy handle
- Reversible door
- Clean back

### Internal Features

- Tower LED lighting
- Movable deli bin (option)
- Moisture control big box
- Foldable shelf(option)
- Wine shelf (option)
- Spill-proof tempered glass shelves
- Deep door guard
- Silver plus anti-bacterial coating

## RR61EESW



### Technology

- No frost with Multi flow
- R-600a natural refrigerant
- Energy A+

### External Features

- LED digital display
- Easy handle
- Reversible door
- Clean back

### Internal Features

- Tower LED lighting
- Movable deli bin (option)
- Moisture control big box
- Foldable shelf(option)
- Wine shelf (option)
- Spill-proof tempered glass shelves
- Deep door guard
- Silver plus anti-bacterial coating



# Tall 1 door freezer

## Ergonomic and convenient storage

The Samsung TWIN series refrigerator is stylishly designed with versatile features to utilize food storage space and provide greater user convenience. These exquisite features not only keep food accessible and easy to store, but provides more space flexibility.



**Soft Frost Door Guard**  
This guard keeps your ice cream easily accessible and from getting rock hard so it's always ready for consumption.



**LED Interior Lighting**  
The space-saving, energy-efficient light illuminates every corner of the refrigerator with brighter light.

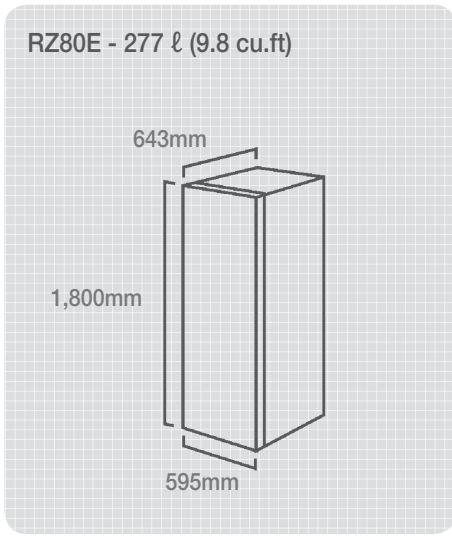


**Two Big Boxes**  
Two bigger boxes make organizing and storing bulky items easy and convenient.



**Quick Frost Box**  
Meat is quickly frozen to lock in moisture and nutrients.

## Colors / Options / Dimensions



## RZ80EERS



- Technology**
- No frost with Multi flow
  - R-600a natural refrigerant
  - Energy A+
- External Features**
- LED digital display
  - Easy handle
  - Reversible door
  - Clean back
- Internal Features**
- LED interior lighting
  - Soft frost door guard
  - Two big boxes
  - Quick frost box
  - Transparent boxes
  - Twist icemaker
  - Tempered glass shelves
  - Silver plus anti-bacterial coating

## RZ60EESW



- Technology**
- No frost with Multi flow
  - R-600a natural refrigerant
  - Energy A+
- External Features**
- LED digital display
  - Easy handle
  - Reversible door
  - Clean back
- Internal Features**
- LED interior lighting
  - Soft frost door guard
  - Two big boxes
  - Quick frost box
  - Transparent boxes
  - Twist icemaker
  - Tempered glass shelves
  - Silver plus anti-bacterial coating



# Bottom Freezer

Pure lines and refreshing simplicity



G-series BMF  
Sveta  
Core  
SAM A++  
NW2  
T-series



# G-series BMF

## New Generation of Technology

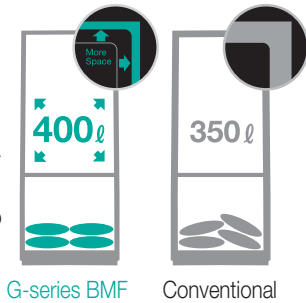
With the EcoSlim™ technology, the G-Series BMF substantially expands inner storage space, letting you store more in limited space. With Samsung's unique technology and effective space solution, you can have 400ℓ of ample storage space in the same conventional refrigerator space.



**400ℓ** Capacity,  
unlimited pleasure!


### More Space Inside, Same Space Outside!

The EcoSlim™ technology offers more inner space while keeping the same exterior size. Samsung's new refrigerator maximizes your convenience by allowing easier organization, and better access to food. With Samsung's new refrigerator, everything fits into place.



### Energy A+++

Samsung refrigerator dramatically reduced energy consumption by Smart Eco System and Inverter compressor. With less energy usage, you can protect nature as well as your money.



### Stage LED Lighting

The new LED fixture is located at both sides of the inner wall for full light coverage. This soft, but extra-bright light is comparable to natural light for low glare illumination that helps reduce eyestrain.



### CoolSelect Zone™

This specialized drawer allows you to select the temperature to meet your storage needs at the touch of a button.



### Blue LED Display

The blue LED graces the exterior of the refrigerator for enhanced style and usability.



### Big Box

The Big Vege-Box with extra large capacity lets you keep more vegetables and fruits.



### Twist Icemaker

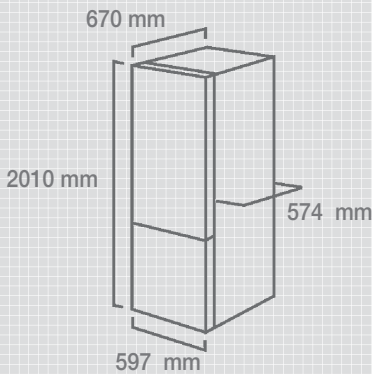
A simple twist is all you need to get clear ice cubes.

## Colors / Options / Dimensions



	Q	G	R	P	W	Z	H	E	L	S	J (CIS)
Energy A+++	•										
Energy A++		•	•	•		•	•		•		•
CoolSelect Zone	•	•									•
Fresh Room			•	•		•					
Dispenser				•	•						

RL60GZ - 443ℓ (15.6 cu.ft)





# RL60GQERS



## Technology

- EcoSlim
- No frost with Multi flow
- R-600a natural refrigerant
- Energy A+++

## External Features

- Blue LED digital display
- Easy handle
- Reversible doors
- Clean back

## Internal Features

- CoolSelect Zone™
- Stage LED lighting
- Adjustable Guard
- Slim fit Duct
- Wine Shelf
- Tempered glass shelves
- Power Freeze
- Well-organized Drawer
- Twist Ice maker
- Big box

# RL58GPGIH



## Technology

- EcoSlim
- No frost with Multi flow
- R-600a natural refrigerant
- Energy A++

## External Features

- Water Dispenser
- Ergonomic handle
- Blue LED digital display
- Reversible doors
- Clean back

## Internal Features

- Fresh Room
- Stage LED lighting
- Adjustable Guard
- Slim fit Duct
- Wine Shelf
- Tempered glass shelves
- Power Freeze
- Well-organized Drawer
- Twist Ice maker
- Big box

# RL60GLBSW



## Technology

- EcoSlim
- No frost with Multi flow
- R-600a natural refrigerant
- Energy A++

## External Features

- Blue LED digital display
- Reversible doors
- Clean back

## Internal Features

- LED Interior lighting
- Adjustable Guard
- Slim fit Duct
- Tempered glass shelves
- Power Freeze
- Well-organized Drawer
- Big box

# RL56GRGBP



## Technology

- EcoSlim
- No frost with Multi flow
- R-600a natural refrigerant
- Energy A++

## External Features

- Blue LED digital display
- Ergonomic handle
- Reversible doors
- Clean back

## Internal Features

- Fresh Room
- Stage LED lighting
- Adjustable Guard
- Slim fit Duct
- Wine Shelf
- Tempered glass shelves
- Power Freeze
- Well-organized Drawer
- Twist Ice maker
- Big box



# Sveta

## Smart Touch Convenience

To create a kitchen of the utmost convenience, SVETA refrigerator offers a premium LCD touch screen display that lets you check personal schedules, photos, control temperature, set the timer, etc. with a simple touch. Now, you can have all the features you've come to expect from Samsung wrapped in a sleek, modern design.



### CoolSelect Zone™

The specialized drawer lets you select the temperature you need at the touch of a button, based on the type of food stored. With this specialized compartment, you can maintain your foods' natural flavor and freshness for a long time.



### Blue Handle Lighting

The stylish blue glow from this innovative handle lighting illuminates your kitchen. Its ambient glow creates a refined, elegant atmosphere while letting you easily locate items in the freezer.



### LCD Touch Screen Display

A premium LCD touch screen display lets you check personal schedules, photos, control temperature, set the timer, etc. with a simple touch.



### Tower LED Lighting

The space-saving, energy-efficient light illuminates every corner of the refrigerator with brighter light.



### Easy Handle

The ergonomic door handle allows you to easily open the fridge without requiring any extra force.



### Power Freeze

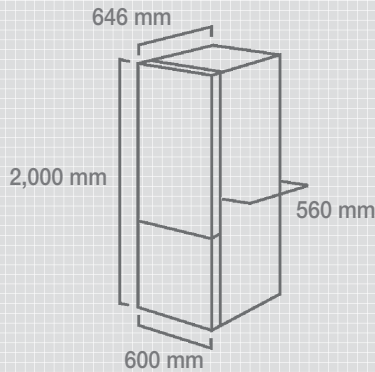
Powerfully freezes your food to lock in moisture and nutrients.

## Colors / Options / Dimensions



		T	O	I	W	F	S
Trim Kit Door		•	•	•	•	•	•
Display	7" LCD Touch Button Tact Button	•	•	•	•	•	•
Easy Handle		•	•	•	•	•	•
Handle Lighting		•	•	•	•	•	•
Inner Lighting	LED Tower LED	•	•	•	•	•	•
CoolSelect Zone™		•	•	•	•	•	•
Foldable Shelf		•	•	•	•	•	•
Water Dispenser		•	•	•	•	•	•
Energy A+		A+	A+	A++		A+	A

RL55VQBRS - 348 ℓ (12.3 cu.ft)





# RL55VQBRS



### Technology

- No frost with Multi flow
- R-600a natural refrigerant
- Energy A+

### External Features

- 7" LCD touch screen display
- Blue handle lighting
- Reversible doors
- Clean back

### Internal Features

- CoolSelect Zone ™
- Tower LED lighting
- Foldable shelf
- Wine shelf
- Tempered glass shelves
- Dairy guard
- Super freeze
- Slim tray
- Silver plus anti-bacterial coating

# RL52VEBIH



### Technology

- No frost with Multi flow
- R-600a natural refrigerant

### External Features

- LED touch control
- Blue handle lighting
- Reversible doors
- Clean back

### Internal Features

- Tower LED lighting
- Foldable shelf
- Tempered glass shelves
- Dairy guard
- Super freeze
- Slim tray
- Silver plus anti-bacterial coating

# RL55VTEBG



### Technology

- No frost with Multi flow
- R-600a natural refrigerant
- Energy A+

### External Features

- Glossy door panel
- LED touch control
- Easy handle
- Blue handle lighting
- Reversible doors
- Clean back

### Internal Features

- CoolSelect Zone ™
- Tower LED lighting
- Foldable shelf
- Wine shelf
- Tempered glass shelves
- Dairy guard
- Super freeze
- Slim tray
- Silver plus anti-bacterial coating

# RL52VEBSW



### Technology

- No frost with Multi flow
- R-600a natural refrigerant
- Energy A+

### External Features

- LED touch control
- Blue handle lighting
- Reversible doors
- Clean back

### Internal Features

- Tower LED lighting
- Foldable shelf
- Tempered glass shelves
- Dairy guard
- Super freeze
- Slim tray
- Silver plus anti-bacterial coating



# Core

## Crystal Deco

The perfect combination of modern design, innovative functions, and enhanced user convenience, this refrigerator offers the complete package of beauty and performance. The alluring charm of its attractive exterior and appealing interior make this refrigerator beautiful both inside and out.



### CoolSelect Zone™

The specialized drawer lets you select the temperature you need at the touch of a button, based on the type of food stored. With this specialized compartment, you can maintain your foods' natural flavor and freshness for a long time.



### Blue LED Display

The blue LED display provides a clear, easy to read display that enhances the exterior of your refrigerator with graceful style.



### Tower LED Lighting

The space-saving, energy-efficient light illuminates every corner of the refrigerator with brighter light.



### Water Filter

Get fresh clean water without having to open the refrigerator, which saves you time and energy.



### Slim Tray

With easier access, you can store frequently used items such as ice trays in the thin flat box conveniently.



### Super Freeze

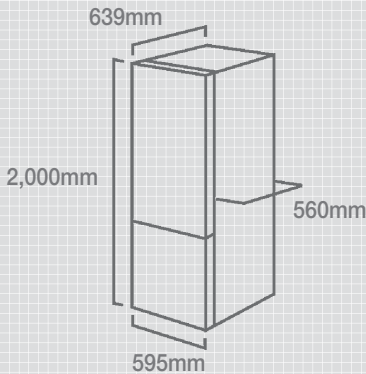
Powerfully freezes your food to quickly lock in moisture and nutrients.

## Colors / Options / Dimensions



	Q	W	H	E	S
CoolSelect Zone	•				
Dispenser		•			
Energy A+	•		•		

RL50RQ - 356ℓ (12.6 cu.ft)





# RL50RQERS



- Technology**
- No frost with Multi flow
  - R-600a natural refrigerant
  - Energy A+
- External Features**
- Blue LED Digital Display
  - Easy handle (option)
  - Reversible doors
  - Clean back
- Internal Features**
- CoolSelect Zone™
  - Tower LED lighting
  - Wine shelf (option)
  - Tempered glass shelves
  - Dairy guard
  - Super freeze
  - Slim tray
  - Silver plus anti-bacterial coating

# RL40HGIH



- Technology**
- No frost with Multi flow
  - R-600a natural refrigerant
  - Energy A+
- External Features**
- LED digital display
  - Reversible doors
  - Clean back
- Internal Features**
- LED interior lighting
  - Tempered glass shelves
  - Dairy guard
  - Super freeze

# RL48RECSW



- Technology**
- No frost with Multi flow
  - R-600a natural refrigerant
  - Energy A
- External Features**
- Blue LED Digital Display
  - Reversible doors
  - Clean back
- Internal Features**
- LED interior lighting
  - Wine shelf (option)
  - Tempered glass shelves
  - Dairy guard
  - Super freeze
  - Slim tray
  - Silver plus anti-bacterial coating

# RL40WGSW



- Technology**
- No frost with Multi flow
  - R-600a natural refrigerant
- External Features**
- Water dispenser
  - Reversible doors
  - Clean back
- Internal Features**
- LED interior lighting
  - Tempered glass shelves
  - Dairy guard



# SAM A++

## Saves Energy and Money!

To help you reduce your electricity bills, Samsung SAM refrigerator achieved energy A++ grade resulting in less operating cost, thanks to its smart, energy efficient features.



### Dynamic Cooling Fan

The fan generates stereoscopic flow of cool air so the entire compartment is cooled uniformly.



### Digital Display

This digital display lets you view and control the temperature easily.



### Spill-proof Shelves

Strong tempered glass shelves contain spills and are easy to clean.



### Gleaming Illumination

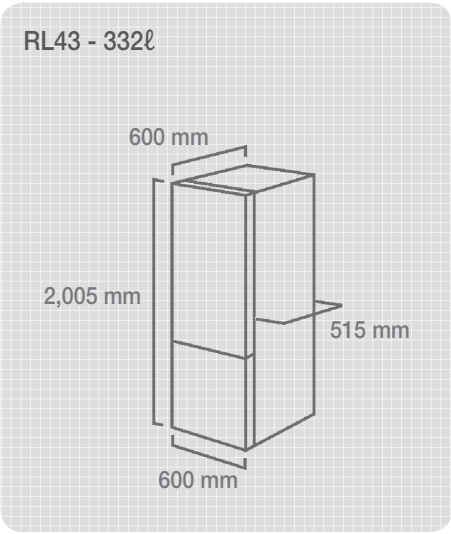
The LED lighting illuminates every corner of the refrigerator with bright light so items stored are easy to find.



TS  
Real Stainless



SW  
Platinum Inox



## RL43TJCTS



### Technology

- Direct cooling
- R-600a natural refrigerant
- Energy A++

### External Features

- Electronic control
- Ergonomic handle
- Clean back

### Internal Features

- Dynamic Cooling Fan
- LED interior lighting
- Spill-proof shelves
- Clear drawers and door guards
- Freezer door pocket

## RL39TJCSW



### Technology

- Direct cooling
- R-600a natural refrigerant
- Energy A++

### External Features

- Electronic control
- Ergonomic handle
- Clean back

### Internal Features

- Dynamic Cooling Fan
- LED interior lighting
- Spill-proof shelves
- Clear drawers and door guards
- Freezer door pocket



# NW2

## Excellence in Refrigeration!

The all-purpose NW2 refrigerator is complete with extra large capacity to store bulky items, freshness you can count on, and has the fridge on top for access to items at eye level. Enjoy excellence in refrigeration.



### Twin Cooling System™

Twin Cooling System™ separately cools the freezer and fridge to maintain high humidity and prevent odor transfer.



### LED Interior Lighting

The space-saving, energy-efficient light illuminates every corner of the refrigerator with brighter light.



### Water Dispenser

You can obtain cold water to drink without opening the refrigerator door.



### Reversible Doors

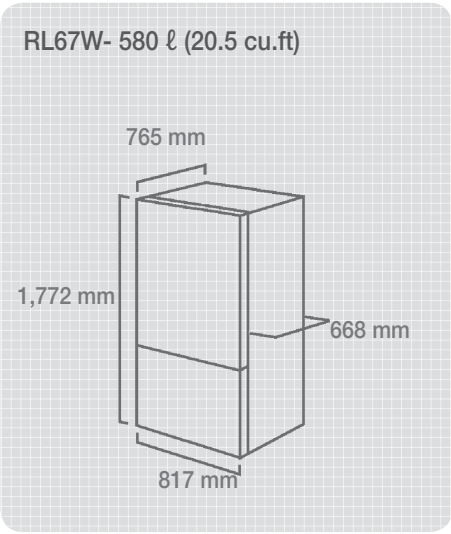
With reversible doors, you can place your refrigerator anywhere.

## Colors / Options / Dimensions



**RS** Real Stainless    **PN** Platinum Inox    **BP** Empire Black    **WP** Smooth White

	M	V	U	W	Z	S
Dispenser	•	•		•		
Digital Display	•	•	•	•	•	•
Energy A+		•			•	
Auto Icemaker	•		•			
Reversible Door			•		•	•



## RL67MCRS



### Technology

- Twin Cooling System™
- No frost with Multi flow
- R-600a natural refrigerant (option)

### External Features

- LED digital display
- Water dispenser
- Easy clean gasket

### Internal Features

- LED interior lighting
- Deli bin
- Spill-proof tempered glass shelves
- Automatic icemaker

## RL62SBPN



### Technology

- Twin Cooling System™
- No frost with Multi flow
- R-600a natural refrigerant (option)

### External Features

- LED digital display
- Reversible doors
- Easy clean gasket

### Internal Features

- LED interior lighting
- Deli bin
- Spill-proof tempered glass shelves



# T-series

## Gleaming Illumination

The T-series LED lighting illuminates every corner of the refrigerator with soft brightness so it's easier to locate items and reduces strain on the eyes.



### Ergonomic Handle

This ergonomic bar type handle offers a comfortable grip for easy use.



### Freezer Door Pockets

The exclusive door pockets located in the freezer make it easy to access small, frequently used items.



### Vegetable and Fruit Drawer

Fresh-bought fruits and vegetables retain their natural taste with optimal humidity for a long time.



### Energy A+

Unsurpassed energy saving features help you save money and the environment.

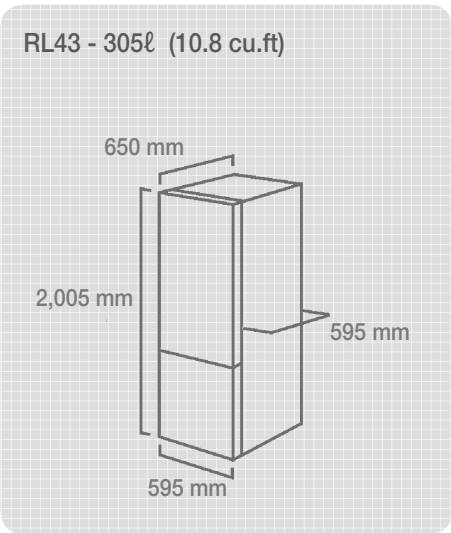
## Colors / Dimensions



TS  
Titanium Silver



SW  
Snow White



## RL43THCTS



### Technology

- Direct cooling
- R-600a natural refrigerant
- Energy A+

### External Features

- Electronic control
- Ergonomic handle
- Clean back

### Internal Features

- LED interior lighting
- Spill-proof shelves
- Clear drawers and door guards
- Freezer door pocket

## RL39THCSW



### Technology

- Direct cooling
- R-600a natural refrigerant
- Energy A+

### External Features

- Electronic control
- Ergonomic handle
- Clean back

### Internal Features

- LED interior lighting
- Spill-proof shelves
- Clear drawers and door guards
- Freezer door pocket



# Top Freezer

The freshest in storage



TGV10  
TGV2 50  
MT  
TD09  
TGV 2  
Bally2 09  
Kayra



# TGV10

## Seamless Beauty that Sparkles

The Samsung TGV10 adds refined, functional elegance to your kitchen. The seamless design of this refrigerator attracts users sensitive to beauty while still offering state-of-the-art features you've come to expect from Samsung.



### MoistFresh Zone

Samsung's exclusive MoistFresh Zone with its perfect-fit design eliminates the gaps existing in conventional crispers. The tight-sealed drawer maintains optimal humidity with conduction cooling technology.



### Coolpack (option)

Samsung's innovative Coolpack delays the rise in temperature even when the power is off. It supplies cold air to safeguard your food from spoiling even during a blackout.



### Chilled Room

The chilled room provides the ideal storage condition for fresh fish, meat, or deli food.



### LED Interior Lighting

The space-saving, energy-efficient light illuminates every corner of the refrigerator with brighter light.



### Silver Plus Deodorizer

Odor particles are filtered through silver particles, decomposing and deodorizing unpleasant odors.



### Twist Icemaker

A simple twist, that is all you need to pop the ice cubes out.

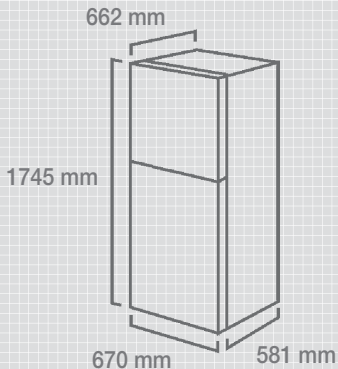
## Colors / Options / Dimensions



GL (Trim-Kit) RS (Trim-Kit) PN (Trim-Kit) SW (Normal) IS (Normal) PN (Normal)  
Blue Glass Real Stainless Platinum Inox Snow White Inox Stainless Platinum Inox

	U	T	G	H	J	K	R
MoistFresh	•	•	•	•	•	•	•
LED Display (Option)			•	•	•	•	•
Trimless	•	•					
Silver Deco Line	•						
Recess							•

RT45-360ℓ (12.7 cu.ft)





# RT45USGL



### Technology

- No frost with Multi flow
- R-134a refrigerant
- Electrical Control

### External Features

- Trimless glass door
- Silver decoration line
- Hidden Handle

### Internal Features

- MoistFresh Zone
- Side LED lighting
- Coolpack (option)
- Chilled room
- Silver plus deodorizer
- Tempered glass shelves
- Twist icemaker (option)
- Anti-bacterial gasket

# RT41RSSW



### Technology

- No frost with Multi flow
- R-134a refrigerant
- Electrical Control

### External Features

- Recessed Handle
- Hidden cap-sash
- Flat Door design

### Internal Features

- MoistFresh Zone
- Side LED lighting
- Coolpack (option)
- Chilled room
- Silver plus deodorizer
- Tempered glass shelves
- Twist icemaker (option)
- Anti-bacterial gasket

# RT41TSRS



### Technology

- No frost with Multi flow
- R-134a refrigerant
- Electrical Control

### External Features

- Trimless Real Stainless door
- Hidden Handle

### Internal Features

- MoistFresh Zone
- Side LED lighting
- Coolpack (option)
- Chilled room
- Silver plus deodorizer
- Tempered glass shelves
- Coolpack (option)
- Twist icemaker (option)
- Anti-bacterial gasket

# RT45LEPN



### Technology

- No frost with Multi flow
- R-134a refrigerant
- Electrical Control

### External Features

- LED digital display
- Hidden cap-sash
- Flat Door design
- Chrome plated Shine Handle

### Internal Features

- MoistFresh Zone
- Side LED lighting
- Coolpack (option)
- Chilled room
- Silver plus deodorizer
- Tempered glass shelves
- Twist icemaker (option)
- Anti-bacterial gasket



# TGV 2 - 10

## Natural Freshness - SolarFresh Zone

With specially installed photosynthesis light, SolarFresh Zone helps vegetables and fruits maintain maximum freshness for a longer period of time. With the Samsung SolarFresh Zone, you can enjoy healthier, safer meals.



### UV Chilled Room

The UV Chilled Room protects the freshness and natural taste of your fish, meat and deli foods by maintaining a constant and non-fluctuating temperature. The UV lamp also safeguards fresh foods from spoiling while preserving their original flavor.



### Coolpack (Option)

Samsung's innovative Coolpack delays the rise in temperature even when the power is off. It supplies cold air to safeguard your food from spoiling quickly even during a blackout.



### LED Interior Lighting

The space-saving, energy-efficient light illuminates every corner of the refrigerator with brighter light.



### Silver Plus Deodorizer

Odor particles are filtered through silver particles, decomposing and deodorizing unpleasant odors.



### Safety box

With a secure lid, it is the ideal place for medicine and cosmetics.



### Cool Booster

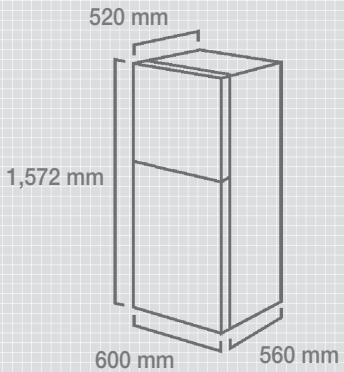
Releasing cool air into the refrigerator from the sides, this unique 3D cooling system lowers the temperature quickly for optimal storage conditions.

## Colors / Options / Dimensions



	S	G
Electronic Control	•	
Mechanical Control		•

RT37 - 314 ℓ (11.0 cu.ft)





# RT37SUPN



### Technology

- No frost with Multi flow
- R-134a refrigerant
- Electrical Control

### External Features

- Surf Handle Design
- Chrome plated Shine Handle
- Hidden cap-sash
- Flat Door design

### Internal Features

- Solar Fresh Zone (option)
- LED interior lighting
- Coolpack (option)
- Chilled room (UV LED option)
- Silver plus deodorizer
- Tempered glass shelves(option)
- Cool booster
- Safety box (option)
- Twist icemaker
- Anti-bacterial gasket

# RT34STIS



### Technology

- No frost with Multi flow
- R-134a refrigerant
- Electrical Control

### External Features

- Surf Handle Design
- Chrome plated Shine Handle
- Hidden cap-sash
- Flat Door design

### Internal Features

- Solar Fresh Zone (option)
- LED interior lighting
- Coolpack (option)
- Chilled room (UV LED option)
- Silver plus deodorizer
- Tempered glass shelves(option)
- Cool booster
- Safety box (option)
- Twist icemaker
- Anti-bacterial gasket

# RT34GUPN



### Technology

- No frost with Multi flow
- R-134a refrigerant

### External Features

- Surf Handle Design
- Chrome plated Handle
- Hidden cap-sash
- Flat Door design

### Internal Features

- Solar Fresh Zone (option)
- LED interior lighting
- Coolpack (option)
- Chilled room (UV LED option)
- Silver plus deodorizer
- Tempered glass shelves(option)
- Cool booster
- Safety box (option)
- Twist icemaker
- Anti-bacterial gasket

# RT30GTSW



### Technology

- No frost with Multi flow
- R-134a refrigerant

### External Features

- Surf Handle Design
- Chrome plated Handle
- Hidden cap-sash
- Flat Door design

### Internal Features

- Solar Fresh Zone (option)
- LED interior lighting
- Coolpack (option)
- Chilled room (UV LED option)
- Silver plus deodorizer
- Tempered glass shelves(option)
- Cool booster
- Safety box (option)
- Twist icemaker
- Anti-bacterial gasket



MT

Flexible Space You Create - CoolSelect Zone™

Samsung's CoolSelect Zone™ is a unique cooling compartment designed to give you customized refrigeration with a touch of a button. Adjust this space to meet your specific needs from quickly chilling drinks for a party to keeping meats at their freshest. Enjoy cutting edge flexibility with Samsung.



Freeze Mode (-12°C)



Use this conveniently converted freezer space to store frozen vegetables or other foods you bought in bulk.

Soft Freeze Mode (-5°C)



This mode soft-freezes meat so it retains its natural juices while remaining sliceable.

Fresh Mode (3°C)



At the ideal temperature of 3°C, this space keeps fruit and vegetables fresh and crisp.



MoistFresh Zone

Samsung's exclusive MoistFresh Zone with its perfect-fit design eliminates the gaps existing in conventional crispers. The tight-sealed drawer maintains optimal humidity with conduction cooling technology.



Digital Display

With the sophisticated easy-to-read digital display, you can view both the freezer and fridge compartments at a glance. Also this display panel is placed high enough that kids can't tamper and play with it.



Water Dispenser

You can obtain cold water to drink without opening the refrigerator door.



LED Interior Lighting

The space-saving, energy-efficient light illuminates every corner of the refrigerator with brighter light.



Tempered Glass Shelves

These shelves not only provide strong support, but offer a clear view of the items stored.



Multi Flow

Cooling air flows out through multiple outlets at every shelf level to maintain optimal temperatures to keep food fresh longer.

Colors / Options / Dimensions

SL  
Real Stainless  
Look

IH  
Inox

VB  
Vanilla Beige

PN  
Platinum Inox

EW  
Embossed White

SE  
Snow White  
(CABI : Plain)

SW  
Snow White  
(CABI : EMBO)

	K	B	S
Digital Display	•	•	•
Water Dispenser	•	•	
CoolSelect Turbo	•		

RT77K - 588 ℓ (20.8 cu.ft)



# RT77KBIH



- Technology**
- No frost with Multi flow
  - R-134a refrigerant
- External Features**
- LED digital display
  - Water dispenser
  - Auto closing
- Internal Features**
- CoolSelect Zone™
  - MoistFresh Zone
  - LED interior lighting
  - Contoured door guard
  - Tempered glass shelves
  - Bio deodorizer
  - Twist icemaker
  - Large ice basket
  - Silver plus anti-bacterial coating

# RT72KBIH



- Technology**
- No frost with Multi flow
  - R-134a refrigerant
- External Features**
- LED digital display
  - Water dispenser
  - Auto closing
- Internal Features**
- CoolSelect Zone™
  - MoistFresh Zone
  - LED interior lighting
  - Contoured door guard
  - Tempered glass shelves
  - Bio deodorizer
  - Twist icemaker
  - Large ice basket
  - Silver plus anti-bacterial coating

# RT77BBSW



- Technology**
- No frost with Multi flow
  - R-134a refrigerant
- External Features**
- LED digital display
  - Water dispenser
  - Auto closing
- Internal Features**
- MoistFresh Zone
  - LED interior lighting
  - Deli bin
  - Contoured door guard
  - Tempered glass shelves
  - Bio deodorizer
  - Twist icemaker
  - Large ice basket
  - Silver plus anti-bacterial coating

# RT72SBIH




- Technology**
- No frost with Multi flow
  - R-134a refrigerant
- External Features**
- LED digital display
  - Auto closing
- Internal Features**
- MoistFresh Zone
  - LED interior lighting
  - Contoured door guard
  - Tempered glass shelves
  - Bio deodorizer
  - Twist icemaker
  - Large ice basket
  - Silver plus anti-bacterial coating




# TD 09

## 3D Surround Cooling - Cool Curtain System


The cool curtain system refrigerator ensures the temperature is uniform throughout the refrigerator. This premium refrigerator also has user-friendly features like the external water dispenser and the tricool zone that lets you customize temperatures.




**Cool Curtain** - Cold air all the way to the door shelves.  
Cold air descends from the top like a curtain to ensure all the contents are evenly cooled, including the food items at the front or in the door shelves.



**Cool Booster** - Completes the 3D cooling action.  
Cool Boosters, which release cold air into the refrigerator from the sides, combine with the Cool Curtain to provide three dimensional cooling action.




**Multi Flow** - Air ducts for each shelf.  
Cold air enters from the back via separate outlets for each shelf space, ensuring all food is cooled evenly.







**Water Dispenser**  
You can obtain cold water to drink without opening the refrigerator door.



**Digital Display**  
The easy-to-view, low-profile digital display blends superbly with the sophisticated design.



**MoistFresh Zone**  
MoistFresh Zone creates a sealed cooling zone that maintains consistent temperatures and humidity.



**Twist Icemaker**  
A simple twist, that is all you need to pop the ice cubes out.

## Colors / Options / Dimensions



**SL**  
Real Stainless Look



**IH**  
Inox



**VB**  
Vanilla Beige



**PN**  
Platinum Inox



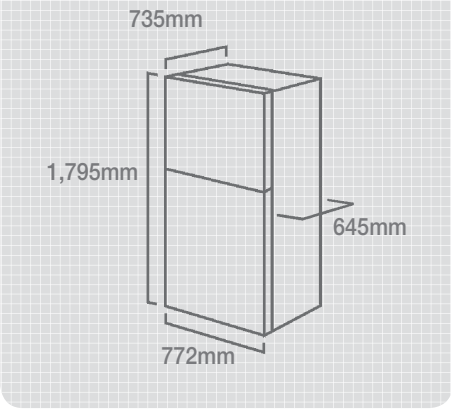
**EW**  
Embossed White



**SW**  
Snow White

	N	F	M
Water Dispenser	•		
Digital Display	•	•	



RT63N - 500 ℓ (17.7 cu.ft)



735mm  
1,795mm  
645mm  
772mm

## RT63NMEW





**Technology**

- No frost with Multi flow
- R-134a refrigerant
- Inverter Compressor

**External Features**

- LED digital display
- Water dispenser
- Auto Closing

**Internal Features**

- 3D surround cooling
- MoistFresh Zone
- LED interior lighting
- Deli bin
- Tempered glass shelves
- Twin deodorizer
- Twist icemaker
- Vegetable and Fruit Drawer
- Silver plus anti-bacterial coating

## RT54MBIH





**Technology**

- No frost with Multi flow
- R-134a refrigerant

**External Features**

- Auto closing

**Internal Features**

- 3D surround cooling
- LED interior lighting
- Tempered glass shelves
- Twin deodorizer
- Vegetable and Fruit Drawer
- Silver plus anti-bacterial coating



# TGV 2

## Practical Solution for Your Kitchen

The TGV2 top freezer refrigerator provides ultimate convenience and reliability you've come to expect from Samsung. With its practical and user-friendly features and thoughtful design keep things simple but enjoyable.



### Multi Flow

Cooling air flows through multiple outlets in every shelf level. This provides even cooling throughout the refrigerator and quickly restores optimal temperature after the door has been opened, thus maintaining an ideal temperature to keep your food fresh longer.



### Silver Plus Deodorizer

With Samsung's nano-technology deodorizer, odor particles are filtered through with silver particles to decompose and deodorize unpleasant odors.



### LED Interior Lighting

The space-saving, energy-efficient light illuminates every corner of the refrigerator with brighter light.



### Cool Booster

Releasing cool air into the refrigerator from the sides, this unique 3D cooling system lowers the temperature quickly for optimal storage conditions.



### Chilled Room

The chilled room provides the ideal storage condition for fresh fish, meat, or deli foods.



### No Frost

A no frost model has no ice build-up, so you never have to worry about defrosting the refrigerator again.

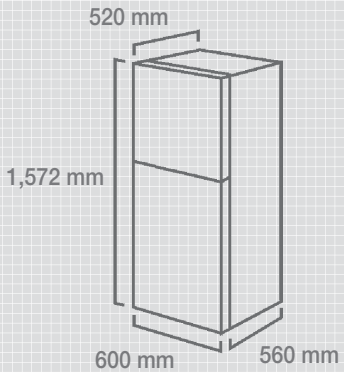
## Colors / Options / Dimensions



**SW** Snow White      **EB** Snow White (Emboss)      **PN** Platinum Inox      **IS** Inox

	D	G	S
Water Dispenser	•		

RT37 - 314 ℓ (11.0 cu.ft)





# RT37WLPN



## Technology

- No frost with Multi flow
- R-134a refrigerant
- Electrical Control

## External Features

- Water Dispenser
- Chrome plated Handle
- Hidden cap-sash
- Flat Door design

## Internal Features

- LED interior lighting
- Chilled room
- Silver plus deodorizer (option)
- Tempered glass shelves(option)
- Cool booster
- Twist icemaker (option)
- Anti-bacterial gasket
- Vegetable box

# RT34SHEB



## Technology

- No frost with Multi flow
- R-134a refrigerant

## External Features

- Chrome plated Handle
- Hidden cap-sash
- Flat Door design

## Internal Features

- LED interior lighting
- Chilled room
- Silver plus deodorizer (option)
- Tempered glass shelves(option)
- Cool booster
- Twist icemaker (option)
- Anti-bacterial gasket
- Vegetable box

# RT34DKSW



## Technology

- No frost with Multi flow
- R-134a refrigerant

## External Features

- Water Dispenser
- Hidden cap-sash
- Flat Door design

## Internal Features

- LED interior lighting
- Chilled room (UV LED option)
- Silver plus deodorizer (option)
- Tempered glass shelves(option)
- Cool booster
- Twist icemaker (option)
- Anti-bacterial gasket
- Vegetable box

# RT30GRIS



## Technology

- No frost with Multi flow
- R-134a refrigerant

## External Features

- Recessed Handle
- Hidden cap-sash
- Flat Door design

## Internal Features


- LED interior lighting
- Chilled room
- Silver plus deodorizer (option)
- Tempered glass shelves(option)
- Cool booster
- Twist icemaker (option)
- Anti-bacterial gasket
- Vegetable box



# Bally2 09

## Big Plus

Samsung's Big Plus refrigerator breaks all the rules of convention. Maximizing storage efficiency, this refrigerator offers space for everything. You can arrange and organize all your groceries from whole watermelons to extra large bottles easily with this roomy refrigerator. Find room for everything with Samsung's Big Plus.



### 1 Plus - Bigger Drawer

Don't cut up the watermelon just to store it. Store it whole in optimal humidity in the bigger vegetable drawer. It stays fresh and juicy, then cut when you're ready to eat.



### 2 Plus - Deeper Door Guard

The deeper door guard stores bottles without wasting space so that you can store extra large bottles and more of them. Maximize your space!



### 3 Plus - Full Insulation

Go ahead. Compare. Samsung's unique frame ensures no breakage so store heavy foods and containers without worries.



### Silver Plus Deodorizer

The Silver Plus Deodorizer filters out odor particles with silver so unpleasant odors are eliminated.



### Chilled Room

The chilled room provides the ideal storage condition for fresh fish, meat, or deli foods.



### MoistFresh Zone

MoistFresh Zone creates a sealed cooling zone that maintains consistent temperatures and humidity.



### Multi Flow

Cooling air flows out through multiple outlets at every shelf level to maintain optimal temperatures to keep food fresh longer.

## Colors / Dimensions

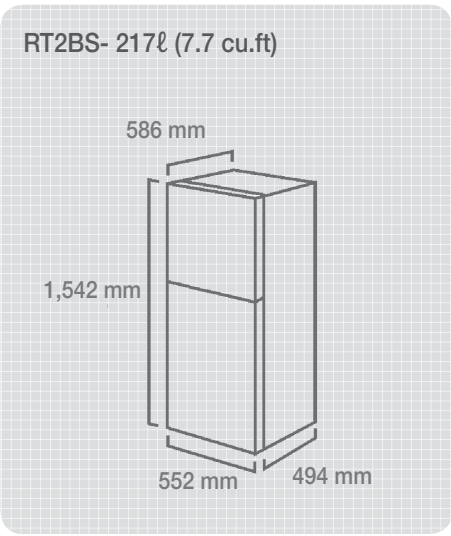


SW  
Snow White

IS  
Inox

HB  
Honesty Blue

MU  
Mint Blue



## RT2BSJSW



### Technology

- No frost with Multi flow
- R-134a refrigerant

### External Features

- Hidden cap-sash
- Flat Door design

### Internal Features

- MoistFresh Zone (option)
- LED interior lighting
- Coolpack (option)
- Chilled room
- Bigger drawer
- Deeper door guard
- Silver plus deodorizer
- Twist icemaker
- Anti-bacterial gasket

## RT2ASLIS



### Technology

- No frost with Multi flow
- R-134a refrigerant

### External Features

- Surf Handle Design
- Chrome plated Shine Handle
- Hidden cap-sash
- Flat Door design

### Internal Features

- MoistFresh Zone (option)
- LED interior lighting
- Coolpack (option)
- Chilled room
- Bigger drawer
- Deeper door guard
- Silver plus deodorizer
- Twist icemaker
- Anti-bacterial gasket



# Kayra

## Smart Freezer

### Space Utilization

Depending on the season or occasion, the way you use the freezer or refrigerator space changes. With Samsung's new Smart Freezer, you can convert the freezer space from freezer to fridge depending on your needs. You can also simply turn off this space to save energy when not needed.

### Energy Saving

With Samsung's new Smart Freezer, you can save up to 25% in energy usage. Save 25% in energy use when the freezer space is turned off or 20% when the space is used as extra refrigerator space.



#### Blue LED Display

The blue LED graces the exterior of the refrigerator with its enhanced design and usability



#### New Multi Flow

The flat and wide design of the multi-flow system creates a clean look while maximizing cool air circulation.



#### Front Top LED lighting

The top front positioning of this LED light illuminates the interior without causing eye straining glare.



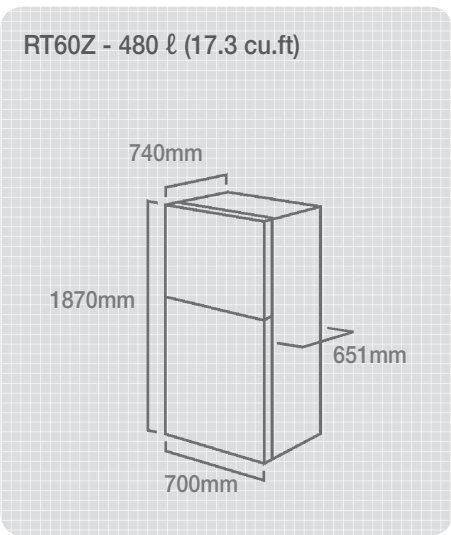
#### Hidden Side Handle

The hidden side handles eliminates injuries from protruding handles and creates a clean, neat appearance.

## Colors / Options / Dimensions



**SL** Real Stainless Look   **IH** Inox   **VB** Vanilla Beige   **SW** Snow White



	Z	S
Display	•	

## RT60ZRIH



### Technology

- No Frost with New Multi Flow

### External Features

- LED digital display
- Contoured Door Design
- Auto closing
- Reversible doors

### Internal Features

- Smart Freezer : Conversion into Fridge or Off
- Fresh room
- LED interior lighting
- Stylish guard/box with silver trim
- Deli bin
- Tempered glass shelves

## RT60SRSW



### Technology

- No Frost with New Multi Flow

### External Features

- Contoured Door Design
- Auto closing
- Reversible doors

### Internal Features

- Smart Freezer : Conversion into Fridge or Off
- Fresh room
- LED interior lighting
- Stylish guard/box with silver trim
- Deli bin
- Tempered glass shelves
- Twist icemaker



# One Door

The best comes in small packages



Paolo T



# Paolo T

## Petite Refrigerator

Samsung's new one door refrigerator offers six different colors to match any kitchen style. And its new round top design brings a soft edge to your kitchen.



### Hidden Handles

With recessed handles at the top and side, anyone can easily open the door.



### Separate Freezer

This powerful freezer locks in the natural freshness of foods for more than a month.



### Anti-Bacterial Gasket

The anti-bacterial gasket keeps your door liner clean, keeping your refrigerator free of bacteria.



### Crystal Shelves

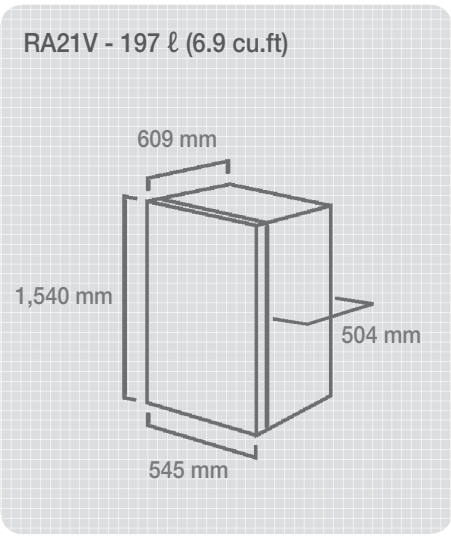
These shelves offer a clear view of the items stored, so finding food is easy.

## Colors / Options / Dimensions



**MU** Mint Blue    **OR** Ohara Red    **HB** Honest Blue    **SW** Snow White    **TS** Titanium Silver

	W	F
Water Dispenser	•	
Digital Display	•	•



## RA19PTMU



### Technology

- Direct Cooling System
- Full insulation
- R-134a refrigerant

### External Features

- Round-Top door design
- Top & Side Hidden handle
- Totally matched Vivid color

### Internal Features

- Bigger drawer
- Deeper door guard
- -18°C Freezer
- Crystal shelves (Option)
- Lock & Key (Option)
- Stand Table (Option)
- Anti-bacterial gasket

## RA21PTHB



### Technology

- Direct Cooling System
- Full insulation
- R-134a refrigerant

### External Features

- Round-Top door design
- Top & Side Hidden handle
- Totally matched Vivid color

### Internal Features

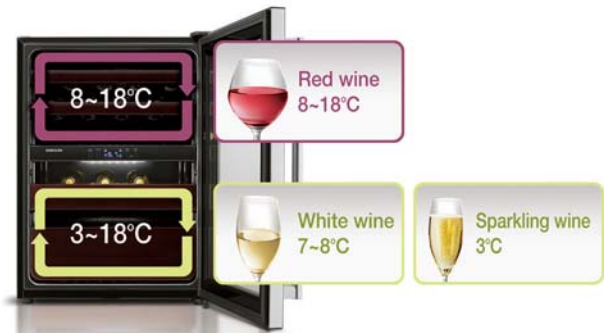
- Bigger drawer
- Deeper door guard
- -18°C Freezer
- Crystal shelves (Option)
- Lock & Key (Option)
- Stand Table (Option)
- Anti-bacterial gasket





# Wine cellar

Even the best wine will spoil if it is not kept properly. The best temperature is usually around 10°C for white wine and 15°C to 18°C for red wine. Samsung's wine cellar with electronic control for precise temperature control, Triple-ply Glass Door, and Lock & Key, keeps your wine at its best, because it's stored under ideal conditions. If you love wine, treat it properly with a refrigerator dedicated to wine.



## Multi temperature Control

The best temperature for most wine is around 7~8°C for white wine and 13~17°C for red wine. However due to space, most cannot store white and red wine separately. Samsung's wine cellar enables you to control the temperatures of the upper and lower compartments separately keeping an optimal wine storage environment for both red and white wine. The 3°C for storing sparkling wine is also available.



## UV Protection Coating Door

UV radiation is the main reason wine spoils. Therefore, wine should be protected from direct light or lamp light. Samsung's wine cellar provides a unique storage condition like that of an underground cellar with a UV protection glass door that keeps your wine safe from UV rays.



## Wood Trim

The elegant wood trim shelf reduces vibration and helps maintain a high humidity level.



## Digital Display (LED)

Check your wines at a glance and control temperature conveniently.



## LED Lighting

A semi-permanent and non-heat emitting LED light makes your wine cellar more attractive and stylish.



## Optimal Humidity

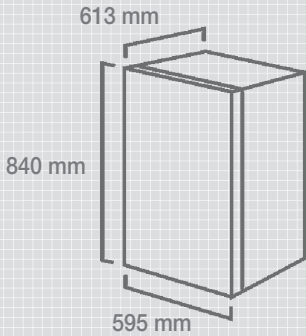
Samsung wine cellar maintains 55~75% humidity, providing optimal storage conditions.

## Colors / Dimensions



SS  
Real Stainless

RW52EB - 160 ℓ (52 bottles)





# RW52DASS



### Technology

- Multi temperature control
- Low noise vibration

### External Features

- UV protection coating glass door (option)
- LED digital display
- Door lock (option)
- Reversible door (option)
- Door stops
- Leveling legs

### Internal Features

- 52 bottle capacity

# RW33EBSS



### Technology

- Wine selection function (Red/ White)
- Low noise vibration

### External Features

- UV protection coating glass door(option)
- Electronic control
- Door lock
- Reversible door
- Door stops
- Leveling legs

### Internal Features

- 33 bottle capacity

# RW52EBSS



### Technology

- Single temperature control
- Low noise vibration

### External Features

- UV protection coating glass door (option)
- LED digital display
- Door lock (option)
- Reversible door (option)
- Door stops
- Leveling legs

### Internal Features

- 52 bottle capacity



# Specifications



Specifications



French Door



MODEL NO.	RF4289	RF4287	RF4267	RFG29T
	4 Door FDR / AW3-11	4 Door FDR / AW3	4 Door FDR / Opus 1	36" 3Door FDR / AW2-11
Capacity (liter / cu.ft.)				
Net Total	785 / 27.98	785 / 27.98	721 / 25.46	805 / 28.4
Net Freezer	221 / 7.73	221 / 7.73	200 / 7.06	247 / 8.7
Net Mid-drawer	105 / 3.97	105 / 3.97	98 / 3.46	
Net Refrigerator	459 / 16.28	459 / 16.28	423 / 14.94	558 / 19.7
Dimensions (inch / mm)				
Net Width	908 / 35.8	908 / 35.8	830 / 32.8	908 / 35.8
Net Case Height w/ Hinge	1774 / 69.8	1774 / 69.8	1774 / 69.8	1774 / 69.8
Net Case Height w/o Hinge	1740 / 68.5	1740 / 68.5	1740 / 68.5	1740 / 68.5
Net Depth w/ Door Handle	920 / 36.2	920 / 36.2	920 / 36.2	904 / 35.6
Net Depth w/o Door Handle	858 / 33.8	858 / 33.8	858 / 33.8	842 / 33.1
Net Depth w/o Door	760 / 29.1	760 / 29.1	765 / 29.1	744 / 29.3
Weight (kg)				
Net	164	164	147	148
Packing	182	182	161	163
Loading Quantity				
20/40/40H	26 (40ft)	26 (40ft)	26 (40ft)	26 (40ft)
Cooling Features				
Cooling System	Twin Cooling Plus	Twin Cooling Plus	Twin Cooling Plus	Twin Cooling Plus
No Frost	Yes	Yes	Yes	Yes
Multi Flow	Yes	Yes	Yes	Yes
Refrigerator Features				
CoolSelect Pantry				Yes
Total # of Vegetable & Fruit Drawers	2	2	2	2
Humidity Controller	Yes	Yes	Yes	Yes
Total # of Shelves	5	5	5	5
# of Tempered Glass Shelves	3	3	3	5
# of Spill Proof Shelves	1	1	1	5
Flip-up Shelf	Yes	Yes	Yes	Yes
Slide-N-Go Shelf	N/A	N/A	N/A	Yes (2)
Total # of Door Pockets	6	6	6	
Dairy Bin				Yes
# of Gallon Guards	2	2	2	3
Egg Container (w/o Cover)				
Wine Shelf				
Deodorizer				
Interior Light (W*EA)	LED	LED	LED	LED
Mid Drawer Features				
Easy Open Handle	Yes	Yes	Yes	N/A
Temperature Zone	Flex Zone	Flex Zone	Flex Zone	N/A
Smart Divider	Yes	Yes	Yes	N/A
Freezer Features				
Door Type	Drawer	Drawer	Drawer	Drawer
Easy Open Handle	Yes	Yes	Yes	Yes
Total # of Drawers	1	1	1	2
Auto Pull-out Drawer	Yes	Yes	Yes	Yes
Pizza Pocket/Snack Pocket	Yes	Yes	Yes	Yes
Interior Light (W*EA)	LED	LED	LED	LED
Exterior Features				
Dispenser	Yes	Yes	Yes	Yes
Icemaker	Automatic (R)	Automatic (R)	Automatic (R)	Automatic (R & F)
Beverage Station				
Display & Control	8" LCD	LED	LED	LED
Handles	New Easy Open	New Easy Open	New Easy Open	Easy Open Handle
Colors	RS/ PN/ BP/ WP	RS/ PN/ BP/ WP	RS/ PN/ BP/ WP	RS/ PN/ BP/ WP
Others				
Silver Plus Anti-bacterial Coating				
Water Filter	Yes	Yes	Yes	Yes
Door Alarm (2min.)	Yes	Yes	Yes	Yes
Freezer Star Rating	4 Star	4 Star	4 Star	4 Star
Refrigerant	R-134a	R-134a	R-134a	R-134a
Cyclopentane Insulation	Yes	Yes	Yes	Yes



RFG29P	RFG298	RFG297	RFG296	RFG293	RFG238	RFG237
36" 3Door FDR / AW2-11	36" 3Door FDR / AW2-11	36" 3Door FDR / AW2-11	36" 3Door FDR / AW2-11	36" 3Door FDR / AW2-ND	36" 3Door FDR / AW2-CD	36" 3Door FDR / AW2-CD
805 / 28.4	807 / 28.5	807 / 28.5	807 / 28.5	807 / 28.5	637 / 22.5	637 / 22.5
247 / 8.7	247 / 8.7	247 / 8.7	247 / 8.7	246 / 8.7	189 / 6.7	189 / 6.7
558 / 19.7	560 / 19.8	560 / 19.8	560 / 19.8	561 / 19.8	448 / 15.8	448 / 15.8
908 / 35.8	908 / 35.8	908 / 35.8	908 / 35.8	908 / 35.8	908 / 35.8	908 / 35.8
1774 / 69.8	1774 / 69.8	1774 / 69.8	1774 / 69.8	1773 / 69.8	1774 / 69.8	1774 / 69.8
1740 / 68.5	1740 / 68.5	1740 / 68.5	1740 / 68.5	1744 / 68.5	1769 / 69.6	1769 / 69.6
904 / 35.6	904 / 35.6	904 / 35.6	904 / 35.6	905 / 35.6	774 / 30.5	774 / 30.5
842 / 33.1	842 / 33.1	842 / 33.1	842 / 33.1	836 / 33.0	712 / 28.5	712 / 28.5
744 / 29.3	744 / 29.3	744 / 29.3	744 / 29.3	740 / 29.1	614 / 24.2	614 / 24.2
147	146	146	142	140	142	142
162	162	161	157	165	151	151
26 (40ft)	26 (40ft)	26 (40ft)	26 (40ft)	26 (40ft)	36 (40ft)	36 (40ft)
Twin Cooling Plus	Twin Cooling Plus	Twin Cooling Plus	Twin Cooling Plus	Twin Cooling Plus	Twin Cooling Plus	Twin Cooling Plus
Yes	Yes	Yes	Yes	Yes	Yes	Yes
Yes	Yes	Yes	Yes	Yes	Yes	Yes
Yes	Yes	Yes	Yes	Yes	Yes	Yes
2	2	2	2	2	2	2
5	5	5	5	5	5	5
5	5	5	5	5	3	3
5	5	5	5	5	3	3
Yes	Yes	Yes	Yes		Yes	Yes
Yes (2)	N/A	N/A	N/A	N/A	N/A	N/A
6	6	6	7	6	6	6
Yes	Yes	Yes	Yes	Yes	Yes	Yes
3	3	3	4	4	2	2
					Yes	Yes
					Yes	Yes
LED	LED	LED	LED	LED	LED	LED
N/A	N/A	N/A	N/A	N/A	N/A	N/A
N/A	N/A	N/A	N/A	N/A	N/A	N/A
N/A	N/A	N/A	N/A	N/A	N/A	N/A
Drawer	Drawer	Drawer	Drawer	Drawer	Drawer	Drawer
Yes	Yes	Yes	Yes	Yes	Yes	Yes
2	2	2	2	2	2	2
Yes	Yes	Yes	Yes	Yes	Yes	Yes
Yes	Yes	Yes	Yes	Yes	Yes	Yes
LED	LED	LED	LED	LED	LED	LED
Yes	Yes	Yes	Yes		Yes	Yes
Automatic (R )	Automatic (R & F)	Automatic (R )	Automatic (R & F)	Automatic (F)	Automatic (R & F)	Automatic (R)
LED	LED	LED	LED	Up Front LED	LED	LED
Easy Open Handle	Easy Open Handle	Easy Open Handle	Easy Open Handle	Easy Open Handle	Easy Open Handle	Easy Open Handle
RS/ PN/ BP/ WP	RS/ PN/ BP/ WP	RS/ PN/ BP/ WP	RS/ PN/ BP/ WP	RS/ PN/ BP/ WP	RS/ PN/ BP/ WP	RS/ PN/ BP/ WP
Yes	Yes	Yes	Yes	Yes	Yes	Yes
Yes	Yes	Yes	Yes	Yes	Yes	Yes
4 Star	4 Star	4 Star	4 Star	4 Star	4 Star	4 Star
R-134a	R-134a	R-134a	R-134a	R-134a	R-134a	R-134a
Yes	Yes	Yes	Yes	Yes	Yes	Yes



French Door



MODEL NO.	RF268	RF267	RF266	RF263
	36" 3Door FDR / AW1	36" 3Door FDR / AW1	36" 3Door FDR / AW1	36" 3Door FDR / AW1
Capacity (liter / cu.ft.)				
Net Total	721 / 25.5	721 / 25.5	721 / 25.5	721 / 25.5
Net Freezer	231 / 8.1	231 / 8.1	231 / 8.1	231 / 8.1
Net Mid-drawer				
Net Refrigerator	490 / 17.4	490 / 17.4	490 / 17.4	490 / 17.4
Dimensions (inch / mm)				
Net Width	908 / 35.8	908 / 35.8	908 / 35.8	908 / 35.8
Net Case Height w/ Hinge	1773 / 69.8	1773 / 69.8	1773 / 69.8	1773 / 69.8
Net Case Height w/o Hinge	1744 / 68.5	1744 / 68.5	1744 / 68.5	1744 / 68.5
Net Depth w/ Door Handle	905 / 35.6	905 / 35.6	905 / 35.6	905 / 35.6
Net Depth w/o Door Handle	836 / 33.0	836 / 33.0	836 / 33.0	836 / 33.0
Net Depth w/o Door	740 / 29.1	740 / 29.1	740 / 29.1	740 / 29.1
Weight (kg)				
Net	150	150	140	140
Packing	165	165	156	156
Loading Quantity				
20/40/40H	24 (40ft)	24 (40ft)	24 (40ft)	24 (40ft)
Cooling Features				
Cooling System	Twin Cooling	Twin Cooling	Twin Cooling	Twin Cooling
No Frost	Yes	Yes	Yes	Yes
Multi Flow	Yes	Yes	Yes	Yes
Refrigerator Features				
CoolSelect Pantry	Yes	Yes	Yes	Yes
Total # of Vegetable & Fruit Drawers	2	2	2	2
Humidity Controller	Yes	Yes	Yes	Yes
Total # of Shelves	5	5	5	5
# of Tempered Glass Shelves	3	3	5	5
# of Spill Proof Shelves	3	3	5	5
Flip-up Shelf	Yes	Yes		
Slide-N-Go Shelf	N/A	N/A	N/A	N/A
Total # of Door Pockets	6	6	6	6
Dairy Bin	Yes	Yes	Yes	Yes
# of Gallon Guards	3	3	5	5
Egg Container (w/o Cover)	Yes	Yes	Yes	Yes
Wine Shelf				
Deodorizer				
Interior Light (W*EA)	LED	LED	LED	LED
Mid Drawer Features				
Easy Open Handle	N/A	N/A	N/A	N/A
Temperature Zone	N/A	N/A	N/A	N/A
Smart Divider	N/A	N/A	N/A	N/A
Freezer Features				
Door Type	Drawer	Drawer	Drawer	Drawer
Easy Open Handle	Yes	Yes	Yes	Yes
Total # of Drawers	2	2	2	2
Auto Pull-out Drawer	Yes	Yes	Yes	Yes
Pizza Pocket/Snack Pocket	Yes	Yes	Yes	Yes
Interior Light (W*EA)	LED	LED	LED	LED
Exterior Features				
Dispenser	Yes	Yes	Internal Water Only	
Icemaker	Automatic (R & F)	Automatic (R)	Automatic (F)	Automatic (F)
Beverage Station				
Display & Control	LED	LED	Up Front LED	Up Front LED
Handles	Easy Open Handle	Easy Open Handle	Easy Open Handle	Easy Open Handle
Colors	RS/ PN/ BP/ WP	RS/ PN/ BP/ WP	RS/ PN/ BP/ WP	RS/ PN/ BP/ WP
Others				
Silver Plus Anti-bacterial Coating				
Water Filter	Yes	Yes	Yes	Yes
Door Alarm (2min.)	Yes	Yes	Yes	Yes
Freezer Star Rating	4 Star	4 Star	4 Star	4 Star
Refrigerant	R-134a	R-134a	R-134a	R-134a
Cyclopentane Insulation	Yes	Yes	Yes	Yes



RF26D	RF26N	RF67NE	RF67VB	RF62QE	RF62HE	RF67UB
36" 3Door FDR / AW1	36" 3Door FDR / AW1	33" 3Door FDR / NW2	33" 3Door FDR / NW2	33" 3Door FDR / NW2	33" 3Door FDR / NW2	33" 3Door FDR / NW2
721 / 25.5	721 / 25.5	558 / 19.7	502 / 17.7	450 / 15.9	452 / 16.0	499 / 17.6
231 / 8.1	231 / 8.1	377 / 13.3	365 / 12.9	332 / 11.7	334 / 11.8	365 / 12.9
490 / 17.4	490 / 17.4	181 / 6.4	137 / 4.8	118 / 4.2	118 / 4.2	134 / 4.7
908 / 35.8	908 / 35.8	817	817	817	817	817
1773 / 69.8	1773 / 69.8	1743	1743	1743	1743	1743
1744 / 68.5	1744 / 68.5	1772	1772	1772	1772	1772
905 / 35.6	905 / 35.6	824	824	774	774	824
836 / 33.0	836 / 33.0	765	765	715	715	765
740 / 29.1	740 / 29.1	667	667	617	617	667
150	140	109	107	109	108	106
165	156	120	118	120	119	117
24 (40ft)	24 (40ft)	14/28/28	14/28/28	18/39/39	18/39/39	14/28/28
Twin Cooling	Twin Cooling	Twin Cooling	Twin Cooling	Twin Cooling	Twin Cooling	Twin Cooling
Yes	Yes	Yes	Yes	Yes	Yes	Yes
Yes	Yes	Yes	Yes	Yes	Yes	Yes
Yes	Yes					
2	2	2	2	2	2	2
Yes	Yes	Yes	Yes	Yes	Yes	Yes
5	5	3	3	3	3	3
3	5	3	3	3	3	3
3	5	0	0	0	0	0
Yes						
N/A	N/A	N/A	N/A	N/A	N/A	N/A
6	6	6	6	6	6	6
Yes	Yes	Yes	Yes	Yes	Yes	Yes
3	5	2	2	2	2	2
Yes	Yes					
LED	LED	LED	LED	LED	LED	LED
N/A	N/A	N/A	N/A	N/A	N/A	N/A
N/A	N/A	N/A	N/A	N/A	N/A	N/A
N/A	N/A	N/A	N/A	N/A	N/A	N/A
Drawer	Drawer	Drawer	Swing	Drawer	Drawer	Swing
Yes	Yes	Yes	Yes	Yes	Yes	Yes
2	2	2	2	2	2	2
Yes	Yes					
Yes	Yes					
LED	LED	LED	LED	LED	LED	LED
Yes		Internal Water Only	Internal Water Only	Internal Water Only		
Automatic (R)	Automatic (F)	Automatic (F)	Automatic (F)	Automatic (F)	Automatic (F)	
LED	Up Front LED	Up Front LED	Up Front LED	Up Front LED	Up Front LED	Up Front LED
Easy Open Handle	Easy Open Handle	Easy Open Handle	Easy Open Handle	Easy Open Handle	Easy Open Handle	
RS/ PN/ BP/ WP	RS/ PN/ BP/ WP					
Yes	Yes	RS/ PN/ BP/ WP	RS/ PN/ BP/ WP	RS/ PN/ BP/ WP	RS/ PN/ BP/ WP	RS/ PN/ BP/ WP
Yes	Yes	Yes	Yes	Yes	Yes	Yes
4 Star	4 Star	4 Star	4 Star	4 Star	4 Star	4 Star
R-134a	R-134a	R-134a	R-600a	R-600a	R-600a	R-600a
Yes	Yes	Yes	Yes	Yes	Yes	Yes



French Door



MODEL NO.	RF67DE 33" 3Door FDR / NW2	RF62DE 33" 3Door FDR / NW2	RF62NE 33" 3Door FDR / NW2	RF62WB 33" 3Door FDR / NW2
Capacity (liter / cu.ft.)				
Net Total	499 / 17.6	450 / 15.9	452 / 16.0	528 / 18.7
Net Freezer	365 / 12.9	332 / 11.7	334 / 11.8	348 / 12.3
Net Mid-drawer				
Net Refrigerator	134 / 4.7	118 / 4.2	118 / 4.2	180 / 6.4
Dimensions (inch / mm)				
Net Width	817	817	817	817
Net Case Height w/ Hinge	1743	1743	1743	1743
Net Case Height w/o Hinge	1772	1772	1772	1772
Net Depth w/ Door Handle	824	774	774	774
Net Depth w/o Door Handle	765	715	715	715
Net Depth w/o Door	667	617	617	617
Weight (kg)				
Net	110	109	108	103
Packing	121	120	119	114
Loading Quantity				
20/40/40H	14/28/28	18/39/39	18/39/39	18/39/39
Cooling Features				
Cooling System	Twin Cooling	Twin Cooling	Twin Cooling	Twin Cooling
No Frost	Yes	Yes	Yes	Yes
Multi Flow	Yes	Yes	Yes	Yes
Refrigerator Features				
CoolSelect Pantry				
Total # of Vegetable & Fruit Drawers	2	2	2	2
Humidity Controller	Yes	Yes	Yes	Yes
Total # of Shelves	3	3	3	3
# of Tempered Glass Shelves	3	3	3	3
# of Spill Proof Shelves	0	0	0	0
Flip-up Shelf				
Slide-N-Go Shelf	N/A	N/A	N/A	N/A
Total # of Door Pockets	6	6	6	6
Dairy Bin	Yes	Yes	Yes	Yes
# of Gallon Guards	2	2	2	2
Egg Container (w/o Cover)				
Wine Shelf				
Deodorizer				
Interior Light (W*EA)	LED	LED	LED	LED
Mid Drawer Features				
Easy Open Handle	N/A	N/A	N/A	N/A
Temperature Zone	N/A	N/A	N/A	N/A
Smart Divider	N/A	N/A	N/A	N/A
Freezer Features				
Door Type	Drawer	Drawer	Drawer	Swing
Easy Open Handle	Yes	Yes	Yes	Yes
Total # of Drawers	2	2	2	2
Auto Pull-out Drawer				
Pizza Pocket/Snack Pocket				
Interior Light (W*EA)	LED	LED	LED	LED
Exterior Features				
Dispenser	Internal Water Only	Internal Water Only		Internal Water Only
Icemaker	Automatic (F)	Automatic (F)	Automatic (F)	Automatic (F)
Beverage Station				
Display & Control	Up Front LED	Up Front LED	Up Front LED	Up Front LED
Handles	Easy Open Handle	Easy Open Handle	Easy Open Handle	
Colors				
Others				
Silver Plus Anti-bacterial Coating	RS/ PN/ BP/ WP	RS/ PN/ BP/ WP	RS/ PN/ BP/ WP	RS/ PN/ BP/ WP
Water Filter				
Door Alarm (2min.)	Yes	Yes	Yes	Yes
Freezer Star Rating	4 Star	4 Star	4 Star	4 Star
Refrigerant	R-134a	R-134a	R-134a	R-134a
Cyclopentane Insulation	Yes	Yes	Yes	Yes

Side by Side



MODEL NO.	RSG309 Polaris	RSG307 Polaris	RS30GK Polaris	RSG5K G-series
Capacity (liter / cu.ft.)				
Net Total	838.3 / 29.7	838.3 / 29.7	750 / 26.5	625 / 22.1
Net Freezer	325 / 11.5	325 / 11.5	274 / 9.7	224 / 7.9
Net Refrigerator	513.3 / 18.2	513.3 / 18.2	476 / 16.8	401 / 14.2
Dimensions (inch / mm)				
Net Width	908	908	908	908
Net Case Height w/ Hinge	1765	1765	1765	1758
Net Case Height w/o Hinge	1753	1753	1753	1742
Net Depth w/ Door Handle	934	934	934	745
Net Depth w/o Door Handle	873	873	873	692
Net Depth w/o Door	760	760	760	605
Packing Width	972	972	972	974
Packing Height	1860	1860	1860	1907
Packing Depth	978	978	978	798
Weight (kg)				
Net	150	150	155	115
Packing	172	172	177	129
Loading Quantity				
20/40/40H	12/24/24	12/24/24	12/24/24	15/30/30
Cooling Features				
Cooling System	Twin Cooling Plus	Twin Cooling Plus	Twin Cooling Plus	Twin Cooling Plus
No Frost	Yes	Yes	Yes	Yes
Multi Flow	Yes	Yes	Yes	Yes
Refrigerator Features				
CoolSelect Zone	No	No	Yes	Yes
Chill Compartment	Yes	Yes	No	
Total # of Vegetable & Fruit Drawers	3	3	3	2
Humidity Controller	No	No	No	
Total # of Shelves	4	4	4	4
# of Tempered Glass Shelves	4	4	4	3
# of Spill Proof Shelves	4	4	4	3
Foldable Shelf	No	No	No	Yes
Total # of Door Pockets	5	5	5	6
Dairy Bin	Yes	Yes	Yes	Yes
Can Carry	Yes	Yes	Yes	Yes
# of Gallon Guards	3	3	3	4
Egg Container	No	No	No	Yes
Wine Shelf	Yes	Yes	Yes	Yes
Deodorizer	No	No	No	
Interior Light (W*EA)	LED(1.4W *2)	LED(1.4W *2)	LED(1.4W *2)	LED
Freezer Features				
Icemaker	ClearView	ClearView	ClearView	ClearView
Xtra Space	No	No	No	
Total # of Drawers	2	2	2	2
Total # of Shelves	5	5	5	4
# of Tempered Glass Shelves	5	5	5	4
Total # of Door Pockets	3	3	3	3
# of Tilt Pockets	No	No	No	Option
Interior Light (W*EA)	LED(1.4W *2)	LED(1.4W *2)	LED(1.4W *2)	LED
Exterior Features				
Dispenser	LCD	LED	LED	Yes
Water Filter	Yes	Yes	Yes	Yes
Beverage Station	No	No	Yes	Yes
Display & Control	LCD	Digital Blue LED	Digital Blue LED	Digital Blue LED
Handles	bar	bar	bar	U
Colors	RS	RS/PN/BP/WP	RS/ WP	RS/ PS/ MH/ BP/ SW
Others				
Silver Plus Anti-bacterial Coating	No	No	No	Yes
Door Alarm (2min.)	Yes	Yes	Yes	Yes
Freezer Star Rating	E- Star	E- Star	4 Star	4 Star
Refrigerant	R-134a	R-134a	R-134a / R-600a	R-134a / R-600a
Cyclopentane Insulation	Yes	Yes	Yes	Yes



Side by Side



MODEL NO.	RSG5F	RSG5P[A+]	RSG5D	RSG5U[A+]
	G-series	G-series	G-series	G-series
Capacity (liter / cu.ft.)				
Net Total	637 / 22.5	637 / 22.5	641 / 22.6	641 / 22.6
Net Freezer	217 / 7.7	217 / 7.7	224 / 7.9	224 / 7.9
Net Refrigerator	420 / 14.8	420 / 14.8	417 / 14.7	417 / 14.7
Dimensions (inch / mm)				
Net Width	908	908	908	908
Net Case Height w/ Hinge	1780	1780	1758	1758
Net Case Height w/o Hinge	1748	1748	1742	1742
Net Depth w/ Door Handle	737	737	745	745
Net Depth w/o Door Handle		687	692	692
Net Depth w/o Door	600	600	605	605
Packing Width	974	974	974	974
Packing Height	1907	1907	1907	1907
Packing Depth	797	797	798	798
Weight (kg)				
Net	130	130	115	115
Packing	142	142	129	129
Loading Quantity				
20/40/40H	15/30/30	15/30/30	15/30/30	15/30/30
Cooling Features				
Cooling System	Twin Cooling Plus	Twin Cooling Plus	Twin Cooling Plus	Twin Cooling Plus
No Frost	Yes	Yes	Yes	Yes
Multi Flow	Yes	Yes	Yes	Yes
Refrigerator Features				
CoolSelect Zone				
Chill Compartment	Yes	Option	Option	Option
Total # of Vegetable & Fruit Drawers	2	2	2	2
Humidity Controller				
Total # of Shelves	4	4	4	4
# of Tempered Glass Shelves	3	3	3	3
# of Spill Proof Shelves	3	3	3	3
Foldable Shelf	Yes	Option	Option	Option
Total # of Door Pockets	6	6	6	6
Dairy Bin	Yes	Yes	Yes	Yes
Can Carry	Yes	Option	Option	Option
# of Gallon Guards	4	4	4	4
Egg Container	Yes	Yes	Yes	Yes
Wine Shelf	Yes	Option	Option	Option
Deodorizer				
Interior Light (W*EA)	LED	LED	LED	LED
Freezer Features				
Icemaker	ClearView	ClearView	ClearView	ClearView
Xtra Space				
Total # of Drawers	2	2	2	2
Total # of Shelves	4	4	4	4
# of Tempered Glass Shelves	4	4	4	4
Total # of Door Pockets	3	3	3	3
# of Tilt Pockets	Option	Option	Option	Option
Interior Light (W*EA)	LED	LED	LED	LED
Exterior Features				
Dispenser	Yes	Yes	Yes	Yes
Water Filter	Yes	Yes	Yes	Yes
Beverage Station	Yes	Yes		
Display & Control	Digital Blue LED	Digital Blue LED	Digital Blue LED	Digital Blue LED
Handles	U	U	U	U
Colors	RS/ PS/ MH/ BP/ SV	RS/ PS/ MH/ BP/ SV	RS/ PS/ MH/ BP/ SV	RS/ PS/ MH/ BP/ SV
Others				
Silver Plus Anti-bacterial Coating	Yes	Yes	Yes	Yes
Door Alarm (2min.)	Yes	Yes	4 Star	Yes
Freezer Star Rating	4 Star	4 Star	R-134a / R-600a	4 Star
Refrigerant	R-134a / R-600a	R-134a / R-600a	Yes	R-134a / R-600a
Cyclopentane Insulation	Yes	Yes		Yes



RSG5J	RS26TK	RS26TD	RS26DD	RS27KL	RS27FL	RS27JL
G-series	ECO-series	ECO-series	ECO-series	MatchWell Line	MatchWell Line	MatchWell Line
641 / 22.6	722 / 25.5	722 / 25.5	724 / 25.6	738 / 26.1	752 / 26.6	738 / 26.1
224 / 7.9	275 / 9.7	275 / 9.7	266 / 9.4	274 / 9.7	274 / 9.7	274 / 9.7
417 / 14.7	447 / 15.8	447 / 15.8	458 / 16.2	464 / 16.4	478 / 16.9	464 / 16.4
908	908	908	908	913	913	913
1758	1776	1776	1776	1773	1773	1773
1742	1742	1742	1742	1750	1750	1750
745	911	911	911	934	934	934
692	846	846	846	859	859	859
605	735	735	735	760	760	760
974	972	972	972	972	972	972
1907	1923	1923	1923	1926	1926	1926
798	991	991	991	1009	1009	1009
115	134	134	134	143	143	143
129	146	146	146	160	160	160
15/30/30	12/24/24	12/24/24	12/24/24			
Twin Cooling Plus	Twin Cooling	Twin Cooling	Mono Cooling	Twin Cooling	Twin Cooling	Twin Cooling
Yes	Yes	Yes	Yes	Yes	Yes	Yes
Yes	Yes	Yes	Yes	Yes	Yes	Yes
Yes						
Yes	Yes	Yes		Yes	Yes	Yes
2	2	2	2	2	2	2
4	4	4	4	4	4	4
3	4	4	4	4	4	4
3	3	4	3	3	3	3
Yes	Yes			Option	Option	Option
6	5	5	5	5	5	5
Yes	Yes	Yes	Yes	Yes	Yes	Yes
Yes				Yes	Yes	Yes
4	2	2	2	4	4	4
Yes				Yes	Yes	Yes
Yes				Yes	Yes	Yes
LED	LED	LED	LED	LED	LED	LED
ClearView	ClearView	ClearView	Slim Width	Automatic	Automatic	Automatic
2	2	2	Yes	Yes	Yes	Yes
4	4	4	1	2	2	2
4	4	4	4	3	3	3
4	4	4		3	3	3
3	3	3	4	4	4	4
Option	3	3		3	3	3
LED	LED	LED	LED	LED	LED	LED
Yes	Yes	Yes	Yes	Yes	Yes	Yes
Yes	Yes	Yes	Yes	Yes	Yes	Yes
	Yes			Yes	Yes	
Digital Blue LED	Digital LED	Digital LED	Electronic	LED	LED	LED
U	Cutting Edge	Cutting Edge	Cutting Edge	L	L	L
RS/ PS/ MH/ BP/ SV	RS/ PN/ BP/ WP	RS/ PN/ BP/ WP	RS/ PN/ BP/ WP	MR/ BG/ SG	MR/ BG/ SG	MR/ BG/ SG
Yes				Yes	Yes	Yes
Yes	Yes	Yes	Yes	Yes	Yes	Yes
4 Star	4 Star	4 Star	4 Star	4STAR	4STAR	4STAR
R-134a / R-600a	R-134a	R-134a	R-134a	R-134a	R-134a	R-134a
Yes	Yes	Yes	Yes	Yes	Yes	Yes



# Side by Side



MODEL NO.	RS27DL	RS27NL	RS25KL	RS25FL
	MatchWell Line	MatchWell Line	MatchWell Line	MatchWell Line
Capacity (liter / cu.ft.)				
Net Total	752 / 26.6	781 / 27.6	676 / 23.9	688 / 24.3
Net Freezer	274 / 9.7	301 / 10.6	251 / 8.9	251 / 8.9
Net Refrigerator	478 / 16.9	480 / 17.0	425 / 15.0	437 / 15.4
Dimensions (inch / mm)				
Net Width	913	913	913	913
Net Case Height w/ Hinge	1773	1773	1773	1773
Net Case Height w/o Hinge	1750	1750	1750	1750
Net Depth w/ Door Handle	934	934	884	884
Net Depth w/o Door Handle	859	859	809	809
Net Depth w/o Door	760	760	710	710
Packing Width	972	972	972	972
Packing Height	1926	1926	1926	1926
Packing Depth	1009	1009	954	954
Weight (kg)				
Net	143	127	140	140
Packing	160	143	156	156
Loading Quantity				
20/40/40H				
Cooling Features				
Cooling System	Twin Cooling	Twin Cooling	Twin Cooling	Twin Cooling
No Frost	Yes	Yes	Yes	Yes
Multi Flow	Yes	Yes	Yes	Yes
Refrigerator Features				
CoolSelect Zone			Yes	
Chill Compartment	Yes	Yes		Yes
Total # of Vegetable & Fruit Drawers	2	2	2	2
Humidity Controller				
Total # of Shelves	4	4	4	4
# of Tempered Glass Shelves	4	4	4	4
# of Spill Proof Shelves	3	3	3	3
Foldable Shelf	Option		Option	Option
Total # of Door Pockets	5	5	5	5
Dairy Bin	Yes	Yes	Yes	Yes
Can Carry				
# of Gallon Guards	4	4	4	4
Egg Container	Yes	Yes	Yes	Yes
Wine Shelf	Yes	Yes	Yes	Yes
Deodorizer	2	2	2	2
Interior Light (W*EA)	LED	LED	LED	LED
Freezer Features				
Icemaker	Automatic	Twist	Automatic	Automatic
Xtra Space	Yes		Yes	Yes
Total # of Drawers	2	2	2	2
Total # of Shelves	3	4	3	3
# of Tempered Glass Shelves	3	4	3	3
Total # of Door Pockets	4	5	4	4
# of Tilt Pockets	3		3	3
Interior Light (W*EA)	LED	LED	LED	LED
Exterior Features				
Dispenser	Yes		Yes	Yes
Water Filter	Yes		Yes	Yes
Beverage Station			Yes	Yes
Display & Control	LED	LED	LED	LED
Handles	L	L	L	L
Colors	MR/ BG/ SG	MR/ BG/ SG	MR/ BG/ SG	MR/ BG/ SG
Others				
Silver Plus Anti-bacterial Coating	Yes	Yes	Yes	Yes
Door Alarm (2min.)	Yes	Yes	Yes	Yes
Freezer Star Rating	4STAR	4STAR	4STAR	4STAR
Refrigerant	R-134a	R-134a	R-134a	R-134a
Cyclopentane Insulation	Yes	Yes	Yes	Yes



RS25JL	RS25DL	RS25NL	RS24KL	RS24FL	RS24JL	RS24DL
MatchWell Line	MatchWell Line	MatchWell Line	MatchWell Line	MatchWell Line	MatchWell Line	MatchWell Line
676 / 23.9	688 / 24.3	720 / 25.4	639 / 22.6	651 / 23.0	639 / 22.6	651 / 23.0
251 / 8.9	251 / 8.9	278 / 9.8	237 / 8.4	237 / 8.4	237 / 8.4	237 / 8.4
425 / 15.0	437 / 15.4	442 / 15.6	402 / 14.2	414 / 14.6	402 / 14.2	414 / 14.6
913	913	913	913	913	913	913
1773	1773	1773	1773	1773	1773	1773
1750	1750	1750	1750	1750	1750	1750
884	884	884	849	849	849	849
809	809	809	774	774	774	774
710	710	710	710	710	710	710
972	972	972	972	972	972	972
1926	1926	1926	1926	1926	1926	1926
954	954	954	954	954	954	954
140	140	127	135	135	135	135
156	156	143	151	151	151	151
Twin Cooling	Twin Cooling	Twin Cooling	Twin Cooling	Twin Cooling	Twin Cooling	Twin Cooling
Yes	Yes	Yes	Yes	Yes	Yes	Yes
Yes	Yes	Yes	Yes	Yes	Yes	Yes
Yes			Yes		Yes	
	Yes	Yes		Yes		Yes
2	2	2	2	2	2	2
4	4	4	4	4	4	4
4	4	4	4	4	4	4
3	3	3	3	3	3	3
Option	Option		Option	Option	Option	Option
5	5	5	5	5	5	5
Yes	Yes	Yes	Yes	Yes	Yes	Yes
4	4	4	4	4	4	4
Yes	Yes	Yes	Yes	Yes	Yes	Yes
Yes	Yes	Yes	Yes	Yes	Yes	Yes
2	2	2	2	2	2	2
LED	LED	LED	LED	LED	LED	LED
Automatic	Automatic	Twist	Automatic	Automatic	Automatic	Automatic
Yes	Yes		Yes	Yes	Yes	Yes
2	2	2	2	2	2	2
3	3	4	3	3	3	3
3	3	4	3	3	3	3
4	4	5	4	4	4	4
3	3		3	3	3	3
LED	LED	LED	LED	LED	LED	LED
Yes	Yes		Yes	Yes	Yes	Yes
Yes	Yes		Yes	Yes	Yes	Yes
LED	LED	LED	LED	LED	LED	LED
L	L	L	L	L	L	L
MR/ BG/ SG	MR/ BG/ SG	MR/ BG/ SG	MR/ BG/ SG	MR/ BG/ SG	MR/ BG/ SG	MR/ BG/ SG
Yes	Yes	Yes	Yes	Yes	Yes	Yes
Yes	Yes	Yes	Yes	Yes	Yes	Yes
4STAR	4STAR	4STAR	4STAR	4STAR	4STAR	4STAR
R-134a	R-134a	R-134a	R-134a	R-134a	R-134a	R-134a
Yes	Yes	Yes	Yes	Yes	Yes	Yes



Side by Side



MODEL NO.	RS24NL	RSH7Z	RSH7P	RSH7U
	MatchWell Line	The New H-seriesLine	The New H-seriesLine	The New H-seriesLine
Capacity (liter / cu.ft.)				
Net Total	680 / 24.0	513 / 18.1	532 / 18.8	535 / 18.9
Net Freezer	262 / 9.3	183 / 6.5	183 / 6.5	183 / 6.5
Net Refrigerator	418 / 14.8	330 / 11.6	349 / 12.3	352 / 12.4
Dimensions (inch / mm)				
Net Width	913	912	912	912
Net Case Height w/ Hinge	1773	1789	1789	1789
Net Case Height w/o Hinge	1750	1789	1789	1789
Net Depth w/ Door Handle	849	N:712 (U: 742)	N:712 (U: 742)	N:712 (U: 742)
Net Depth w/o Door Handle	774	692	692	692
Net Depth w/o Door	710	605	605	605
Packing Width	972	974	974	974
Packing Height	1926	1907	1907	1907
Packing Depth	954	N: 776 (U:797)	N: 776 (U:797)	N: 776 (U:797)
Weight (kg)				
Net	122	120	118	115
Packing	138	132	130	127
Loading Quantity				
20/40/40H		N: 36 (U: 30)	N: 36 (U: 30)	N: 36 (U: 30)
Cooling Features				
Cooling System	Twin Cooling	Twin Cooling +	Twin Cooling +	Twin Cooling +
No Frost	Yes	Yes	Yes	Yes
Multi Flow	Yes	Yes	Yes	Yes
Refrigerator Features				
CoolSelect Zone		Yes		
Chill Compartment	Yes			
Total # of Vegetable & Fruit Drawers	2	2	2	2
Humidity Controller				
Total # of Shelves	4	5	5	5
# of Tempered Glass Shelves	4	3	4	4
# of Spill Proof Shelves	3	3	4	4
Foldable Shelf		Option	Option	Option
Total # of Door Pockets	5	4	4	4
Dairy Bin	Yes	Yes	Yes	Yes
Can Carry				
# of Gallon Guards	4			
Egg Container	Yes	Yes	Yes	Yes
Wine Shelf	Yes	Yes		
Deodorizer	2	Yes	Yes	Yes
Interior Light (W*EA)	LED	LED	LED	LED
Freezer Features				
Icemaker	Twist	ClearView	ClearView	ClearView
Xtra Space				
Total # of Drawers	2	2	2	2
Total # of Shelves	4	4	4	4
# of Tempered Glass Shelves	4	3	3	3
Total # of Door Pockets	5	3	3	3
# of Tilt Pockets				
Interior Light (W*EA)	LED	LED	LED	LED
Exterior Features				
Dispenser		Yes	Yes	Yes
Water Filter		Yes	Yes (External)	Yes (External)
Beverage Station		Yes	Yes	
Display & Control	LED	Digital Blue LED	Digital Blue LED	Digital Blue LED
Handles	L	N.U	N.U	N.U
Colors	MP/ BG/ SG	RS/ MH/ PN/ TS/ BP/ SW	RS/ MH/ PN/ TS/ BP/ SW	RS/ MH/ PN/ TS/ BP/ SW
Others				
Silver Plus Anti-bacterial Coating	Yes			
Door Alarm (2min.)	Yes	Yes	Yes	Yes
Freezer Star Rating	4STAR	4 Star	4 Star	4 Star
Refrigerant	R-134a	R-600a	R-600a	R-600a
Cyclopentane Insulation	Yes	Yes	Yes	Yes



RSH7K	RS21HK	RS21HF	RS21HJ	RS21HD	RS21HN	RS21HB
The New H-seriesLine	H-series	H-series	H-series	H-series	H-series	H-series
513 / 18.1	506 / 17.9	524 / 18.5	506 / 17.9	524 / 18.5	554 / 19.6	554 / 19.6
183 / 6.5	179 / 6.3	179 / 6.3	179 / 6.3	179 / 6.3	208 / 7.4	208 / 7.4
330 / 11.6	327 / 11.6	345 / 12.2	327 / 11.6	345 / 12.2	346 / 12.2	346 / 12.2
912	912	912	912	912	912	912
1789	1789	1789	1789	1789	1789	1789
1789	1789	1789	1789	1789	1789	1789
N:712 (U: 742)	734	734	734	734	734	734
692	672	672	672	672	672	672
605	605	605	605	605	605	605
974	974	974	974	974	974	974
1907	1907	1907	1907	1907	1907	1907
N: 776 (U:797)	776	776	776	776	776	776
120	121	116	117	113	108	108
132	134	129	130	126	121	121
N: 36 (U: 30)	18/36/36	18/36/36	18/36/36	18/36/36	18/36/36	18/36/36
Twin Cooling +	Twin Cooling	Twin Cooling	Twin Cooling	Twin Cooling	Twin Cooling	Twin Cooling
Yes	Yes	Yes	Yes	Yes	Yes	Yes
Yes	Yes	Yes	Yes	Yes	Yes	Yes
Yes						
Yes	Yes		Yes			
2	2	2	2	2	2	2
5	5	5	5	5	5	5
3	3	4	3	4	4	4
3	0	0	0	0	0	0
Option	Option	Option	Option	Option	Option	Option
4	4	4	4	4	4	4
Yes	Yes	Yes	Yes	Yes	Yes	Yes
Yes	Yes	Yes	Yes	Yes	Yes	Yes
Yes	Yes		Yes			
Yes	Yes		Yes			Yes
LED	LED	LED	LED	LED	LED	LED
ClearView	Automatic	Automatic	Automatic	Automatic	Twist	Twist
2	2	2	2	2	2	2
4	4	4	4	4	4	4
3	3	3	3	3	3	3
3	3	3	3	3	4	4
LED	LED	LED	LED	LED	LED	LED
Yes	Yes	Yes	Yes	Yes		
Yes	Yes	Yes (External)	Yes	Yes (External)		
Yes	Yes	Yes				Yes
Digital Blue LED	Digital LED	Digital LED	Digital LED	Digital LED	Digital LED	Digital LED
N.U	B,T,H,E	B,T,H,E	B,T,H,E	B,T,H,E	B,T,H,E	B,T,H,E
RS/ MH/ PN/ TS/ BP/ SW	RS/ IS/ TS/ MH/ BP/SW	RS/ IS/ TS/ MH/ BP/SW	RS/ IS/ TS/ MH/ BP/SW	RS/ IS/ TS/ MH/ BP/SW	RS/ IS/ TS/ MH/ BP/SW	RS/ IS/ TS/ MH/ BP/SW
Yes	Yes	Yes	Yes	Yes	Yes	Yes
4 Star	4 Star	4 Star	4 Star	4 Star	4 Star	4 Star
R-600a	R-600a	R-600a	R-600a	R-600a	R-600a	R-600a
Yes	Yes	Yes	Yes	Yes	Yes	Yes



Side by Side



MODEL NO.	RS23HK	RS23HF	RS23HD	RS23HN
	H-series	H-series	H-series	H-series
Capacity (liter / cu.ft.)				
Net Total	529 / 18.7	547 / 19.3	547 / 19.3	581 / 20.5
Net Freezer	184 / 6.5	184 / 6.5	184 / 6.5	217 / 7.7
Net Refrigerator	345 / 12.2	363 / 12.8	363 / 12.8	364 / 12.8
Dimensions (inch / mm)				
Net Width	912	912	912	912
Net Case Height w/ Hinge	1789	1789	1789	1789
Net Case Height w/o Hinge	1789	1789	1789	1789
Net Depth w/ Door Handle	764	764	764	764
Net Depth w/o Door Handle	702	702	702	702
Net Depth w/o Door	605	605	605	605
Packing Width	974	974	974	974
Packing Height	1907	1907	1907	1907
Packing Depth	776	776	776	776
Weight (kg)				
Net	123	119	116	110
Packing	136	132	129	123
Loading Quantity				
20/40/40H	18/36/36	18/36/36	18/36/36	18/36/36
Cooling Features				
Cooling System	Twin Cooling	Twin Cooling	Twin Cooling	Twin Cooling
No Frost	Yes	Yes	Yes	Yes
Multi Flow	Yes	Yes	Yes	Yes
Refrigerator Features				
CoolSelect Zone	Yes			
Chill Compartment				
Total # of Vegetable & Fruit Drawers	2	2	2	2
Humidity Controller				
Total # of Shelves	5	5	5	5
# of Tempered Glass Shelves	3	4	4	4
# of Spill Proof Shelves	0	0	0	0
Foldable Shelf	Option	Option	Option	
Total # of Door Pockets	4	4	4	4
Dairy Bin	Yes	Yes	Yes	Yes
Can Carry				
# of Gallon Guards				
Egg Container	Yes	Yes	Yes	Yes
Wine Shelf	Yes			
Deodorizer	Yes			
Interior Light (W*EA)	LED	LED	LED	LED
Freezer Features				
Icemaker	Automatic	Automatic	Automatic	Twist
Xtra Space				
Total # of Drawers	2	2	2	2
Total # of Shelves	4	4	4	4
# of Tempered Glass Shelves	3	3	3	3
Total # of Door Pockets	3	3	3	4
# of Tilt Pockets				
Interior Light (W*EA)	LED	LED	LED	LED
Exterior Features				
Dispenser	Yes	Yes	Yes	
Water Filter	Yes	Yes (External)	Yes (External)	
Beverage Station	Yes	Yes		
Display & Control	Digital LED	Digital LED	Digital LED	Digital LED
Handles	B,T,H,E	B,T,H,E	B,T,H,E	B,T,H,E
Colors	RS/ IS/ TS/ MH/ BP/SW	RS/ IS/ TS/ MH/ BP/SW	RS/ IS/ TS/ MH/ BP/SW	RS/ IS/ TS/ MH/ BP/SW
Others				
Silver Plus Anti-bacterial Coating				
Door Alarm (2min.)	Yes	Yes	Yes	Yes
Freezer Star Rating	4 Star	4 Star	4 Star	4 Star
Refrigerant	R-600a	R-600a	R-600a	R-600a
Cyclopentane Insulation	Yes	Yes	Yes	Yes



RS21HK (Trimkit) H-series MatchWell line	RSA1Z A-series	RSA1J A-series	RSA1D A-series	RSA1W A-series	RSA1N A-series	RS20CR Compact
506 / 17.9	501/17.6	501/17.6	516/18.2	539/19	550/19.4	510/18.0
179 / 6.3	159/5.6	159/5.6	159/5.6	193/6.8	193/6.8	194/6.9
327 / 11.6	342/12.0	342/12.0	357/12.6	346/12.2	357/12.6	316/11.2
912	912	912	912	912	912	855
1789	1789	1789	1789	1789	1789	1728
1789	1789	1789	1789	1789	1789	1728
736	734	734	734	734	734	756
672	672	672	672	672	672	672
605	605	605	605	605	605	600
974	974	974	974	974	974	922
1907	1907	1907	1907	1907	1907	1852
776	776	776	776	776	776	782
130	118	117	116	112	115	110
143	129	128	127	123	126	125
18/36/36	18/36/36	18/36/36	18/36/36	18/36/36	18/36/36	18/39/39
Twin Cooling	Mono Cooling	Mono Cooling	Mono Cooling	Mono Cooling	Mono Cooling	Mono Cooling
Yes	Yes	Yes	Yes	Yes	Yes	Yes
Yes	Yes (Freezer)	Yes (Freezer)	Yes (Freezer)	Yes (Freezer)	Yes (Freezer)	Yes
Yes	Yes (Duo)	Yes (Duo)				Yes
2	3	3	2	2	2	2
						Yes
5	4	4	5	5	5	4
3	4	4	5	5	5	4
0						4
Option						
4	4	4	4	2/2 (Half)	4	5
Yes	Yes	Yes	Yes	Yes	Yes	Yes
	2	2	2		2	
Yes	Yes	Yes	Yes	Yes	Yes	Yes
Yes	Yes	Yes	Yes	Yes	Yes	
Yes	option					Option
LED	LED	LED	LED	LED	LED	30W*1ea
Automatic	Automatic	Automatic	Automatic	Tray	Tray	Tray (Option)
2	3	3	2	2	2	2
4	3	3	3	5	5	4
3	2	2	3	5	5	4
3	3	3	3	5	5	6
LED	LED	LED	LED	LED	LED	30W*1ea
Yes	Yes	Yes	Yes	Water Only		
Yes	Yes	Yes	Yes	Yes		
Yes	Yes					
Digital LED	Digital LED	Digital LED	Digital LED	Digital LED	Digital LED	Digital LED
L	T, H	T, H	T, H	T, H	T, H	Long
MR/ BG/ FW	PE/ MH/ VG/ EW/ WP	PE/ MH/ VG/ EW/ WP	PE/ MH/ VG/ EW/ WP	PE/ MH/ VG/ EW/ WP	PE/ MH/ VG/ EW/ WP	MS/ SL/ SH/ SV
	Yes	Yes	Yes	Yes	Yes	Yes
Yes	Yes	Yes	Yes	Yes	Yes	Yes
4 Star	4 Star	4 Star	4 Star	4 Star	4 Star	4 Star
R-600a	R-600a / R-134a	R-600a / R-134a	R-600a / R-134a	R-600a / R-134a	R-600a / R-134a	R-600a / R-134a
Yes	Yes	Yes	Yes	Yes	Yes	Yes

Side by Side



MODEL NO.	RS20NR Compact	RS20B Compact	RS20CR Compact	RS20NR Compact
Capacity (liter / cu.ft.)				
Net Total	510/18.0	508/17.9	508/17.9	508/17.9
Net Freezer	194/6.9	193/6.8	193/6.8	193/6.8
Net Refrigerator	316/11.2	315/11.1	315/11.1	315/11.1
Dimensions (inch / mm)				
Net Width	855	855	855	855
Net Case Height w/ Hinge	1728	1728	1728	1728
Net Case Height w/o Hinge	1728	1728	1728	1728
Net Depth w/ Door Handle	756	756	756	756
Net Depth w/o Door Handle	672	672	672	672
Net Depth w/o Door	600	600	600	600
Packing Width	922	922	922	922
Packing Height	1852	1852	1852	1852
Packing Depth	782	782	782	782
Weight (kg)				
Net	110	110	110	110
Packing	125	125	125	125
Loading Quantity				
20/40/40H	18/39/39	18/39/39	18/39/39	18/39/39
Cooling Features				
Cooling System	Mono Cooling	Mono Cooling	Mono Cooling	Mono Cooling
No Frost	Yes	Yes	Yes	Yes
Multi Flow	Yes	Yes	Yes	Yes
Refrigerator Features				
CoolSelect Zone				
Chill Compartment	Yes	Yes	Yes	Yes
Total # of Vegetable & Fruit Drawers	2	2	2	2
Humidity Controller	Yes	Yes	Yes	Yes
Total # of Shelves	4	4	4	4
# of Tempered Glass Shelves	4	4	4	4
# of Spill Proof Shelves	4	4	4	4
Foldable Shelf				
Total # of Door Pockets	5	5	5	5
Dairy Bin	Yes	Yes	Yes	Yes
Can Carry				
# of Gallon Guards				
Egg Container	Yes	Yes	Yes	Yes
Wine Shelf		Yes	Yes	Yes
Deodorizer	Option	Yes	Yes	Yes
Interior Light (W*EA)	30W*1ea	30W*1ea	30W*1ea	30W*1ea
Freezer Features				
Icemaker	Tray	Tray (Option)	Tray (Option)	Tray (Option)
Xtra Space				
Total # of Drawers	2	2	2	2
Total # of Shelves	4	4	4	4
# of Tempered Glass Shelves	4	4	4	4
Total # of Door Pockets	6	5	6	6
# of Tilt Pockets				
Interior Light (W*EA)	30W*1ea	30W*1ea	30W*1ea	30W*1ea
Exterior Features				
Dispenser				
Water Filter				
Beverage Station		Yes		
Display & Control	Electronic (Inside)	Digital LED	Digital LED	Electronic (Inside)
Handles	Ski-Bar	New Long	New Long	New Long
Colors	MS/ SL/ SH/ SV	PS/ HS/ SV/ PW	PS/ HS/ SV/ PW	PS/ HS/ SV/ PW
Others				
Silver Plus Anti-bacterial Coating	Yes	Yes	Yes	Yes
Door Alarm (2min.)	Yes	Yes	Yes	Yes
Freezer Star Rating	4 Star	4 Star	4 Star	4 Star
Refrigerant	R-600a / R-134a	R-600a / R-134a	R-600a / R-134a	R-600a / R-134a
Cyclopentane Insulation	Yes	Yes	Yes	Yes

Tall 1 door



MODEL NO.	RR82F Fridge	RR82B Fridge	RR82P Fridge	RR61F Fridge
Capacity (liter / cu.ft.)				
Net	350	344	348	312
Gross	351	345	349	313
Dimensions (inch / mm)				
Net Width	595	595	595	595
Net Case Height w/ Hinge	1,800	1,800	1,800	1,650
Net Case Height w/o Hinge	1,800	1,800	1,800	1,650
Net Depth w/ Door Handle	689	689	689	689
Net Depth w/o Door Handle	643	643	643	643
Net Depth w/o Door	563	563	563	563
Packing Width	653	653	653	653
Packing Height	1,876	1,876	1,876	1,726
Packing Depth	747	747	747	747
Weight (kg)				
Net	72	72	72	66
Gross	81	81	81	75
Loading Quantity				
20/40/40H	27 / 54 / 72	27 / 54 / 72	27 / 54 / 72	27 / 54 / 72
Cooling Features				
No Frost	Yes	Yes	Yes	Yes
Multi Flow	Yes	Yes	Yes	Yes
Fridge Features				
Upper Vegetable & Fruit Drawers	Option	Option	Option	Option
Fresh Big Drawer with Humidity Controller	Yes	Yes	Yes	Yes
Total # of shelves	6	6	6	5
# of Tempered glass shelves (With Metal Trim : Option)	6	6	6	5
# of Spill proof shelves	4	4	4	3
Foldable shelves	Option	Option	Option	Option
Total # of Door Guard	5	4	4	4
Egg Container	Yes	Yes	Yes	Yes
Wine Rack		Yes	Yes	X
Bottle container	Yes			Yes
Deli-Bin (Sliding)	Option	Option	Option	Option
Deodorizer	Option	Option	Option	Option
Interior Light : Bulb (30W*1EA), LED (8EA)	Bulb / LED (Option)	Bulb / LED (Option)	Bulb / LED (Option)	Bulb / LED (Option)
Exterior Features				
Water Dispenser (Brita)		Yes		
Beverage Station		Yes		
Display	Digital, Blue LED	Digital, Blue LED	Digital, Blue LED	Digital, Blue LED
Control	Full-Electronic	Full-Electronic	Full-Electronic	Full-Electronic
Handle Type	E,C,G,T	E,C,G,T	E,C,G,T	E,C,G,T
Colors	RS/ MH /IS /TS /BB/ SW	RS/ MH /IS /TS /BB/ SW	RS/ MH /IS /TS /BB/ SW	RS/ MH /IS /TS /BB/ SW
Energy				
Energy rating	A+	A+	A+	A+
Energy Consumption (kWh/Year)	143	143	143	139
ISO Performance				
Climate Class	SN-T	SN-T	SN-T	SN-T
Noise Level				
Sound Power	42 dB(A)	42 dB(A)	42 dB(A)	42 dB(A)
Technical Features				
Refrigerant	R-600a / R134a	R-600a / R134a	R-600a / R134a	R-600a / R134a
Silver Nano Anti-bacterial Coating	Yes	Yes	Yes	Yes
Visual/audible alarm	Yes	Yes	Yes	Yes
Door Reversible	Yes	Yes	Yes	Yes
Door Auto Close	Yes	Yes	Yes	Yes
Wide Door Opening	130°	130°	130°	130°



Tall 1 door



MODEL NO.	RZ80E	RZ60E
	Freezer	Freezer
Capacity (liter / cu.ft.)		
Net	277	244
Gross	298	254
Dimensions (inch / mm)		
Net Width	595	595
Net Case Height w/ Hinge	1,800	1,650
Net Case Height w/o Hinge	1,800	1,650
Net Depth w/ Door Handle	689	689
Net Depth w/o Door Handle	643	643
Net Depth w/o Door	563	563
Packing Width	653	653
Packing Height	1,876	1,726
Packing Depth	747	747
Weight (kg)		
Net	77	70
Gross	86	79
Loading Quantity		
20/40/40H	27 / 54 / 72	27 / 54 / 72
Cooling Features		
No Frost	Yes	Yes
Multi Flow	Yes	Yes
Freezer Features		
Icemaker	Ice cube tray/Twist Ice Maker (Option)	Ice cube tray/Twist Ice Maker (Option)
# of drawers	5	4
# of Big drawers	2	2
Total # of Tempered glass shelves	6	5
Total # of Door Guard	2	2
LED Interior Light (LED*EA)	LED, 6EA	LED, 6EA
Freezer star rating	4-Star	4-Star
Fast freeze function	Yes	Yes
Fast freeze compartment (Quick Frost Drawer)	Option	Option
Ice packs	2	2
Exterior Features		
Display	Digital, Blue LED	Digital, Blue LED
Control	Full-Electronic	Full-Electronic
Handles	E,C,G,T	E,C,G,T
Colors	RS/ MH /IS /TS /BB/ SW	RS/ MH /IS /TS /BB/ SW
Energy		
Energy rating (N-Class)	A+	A+
Energy Consumption (kWh/Year)	326	303
per 100L usable capacity in 24 hrs kWh	0.321	0.299
per 24 hrs kWh	0.893	0.830
Approximate annual running cost		
ISO Performance		
Climate Class	SN-T	SN-T
Freezing Capacity	20kg	20kg
Noise Level		
Silver Nano Anti-bacterial Coating	Yes	Yes
Visual/audible alarm	Yes	Yes
Door Reversible	Yes	Yes
Door Auto Close	Yes	Yes
Wide Door Opening	130°	130°

Bottom Freezer



MODEL NO.	RL60GQE Grand Cru	RL58GQE Grand Cru	RL60GGG Grand Cru	RL58GRG Grand Cru
Capacity (liter / cu.ft.)				
Gross Total	434 / 15.3	410 / 14.5	434 / 15.3	419 / 14.8
Gross Freezer	150 / 5.3	150 / 5.3	150 / 5.3	150 / 5.3
Gross Refrigerator	284 / 10.0	260 / 9.2	284 / 10.0	269 / 9.5
Net Total	370	346	370	374
Net Freezer	112	112	112	112
Net Refrigerator	258	234	258	262
Dimensions (mm)				
Net Width	597	597	597	597
Net Case Height w/ Hinge	2010	1920	2010	1920
Net Case Height w/o Hinge	2010	1920	2010	1920
Net Depth w/ Door Handle	712	702	702	702
Net Depth w/o Door Handle	670	670	670	670
Net Depth w/o Door	574	574	574	574
Packing Width	637	637	637	642
Packing Height	2105	2015	2105	2020
Packing Depth	755	755	755	760
Weight (kg)				
Net	85	79	77	74
Packing	87	81	79	76
Loading Quantity				
20/40/40H	54/54/63	54/71/83	54/54/63	54/71/83
Cooling Features				
Cooling System				
No Frost	Yes	Yes	Yes	Yes
Multi Flow	Yes	Yes	Yes	Yes
Refrigerator Features				
CoolSelect Zone	Yes	Yes	Yes	
Chill Compartment	Yes	Yes	Yes	Yes
Total # of Vegetable & Fruit Drawers	1	1	1	1
Humidity Controller				
Total # of Shelves	3	3	3	3
# of Spill Proof Shelves				
Foldable Shelf				
Materials of Shelves : Tempered Glass	Silver Trim_Shelf*3EA	Silver Trim_Shelf*3EA	Silver Trim_Shelf*3EA	Silver Trim_Shelf*3EA
Materials of Shelves : Plastic				
Materials of Shelves : Wire				
Total # of Door Pockets	6	6	6	6
Dairy Bin				
# of Gallon Guards				
Egg Container	Yes	Yes	Yes	Yes
Wine Shelf	Wine rack (STSS)	Wine rack (STSS)	Wine rack (STSS)	Wine rack (STSS)
Deodorizer				
Fridge Door alarm(Visual/audible)	Yes	Yes	Yes	Yes
Interior Light (W*EA)	LED_Side (4EA*2)	LED_Side (4EA*2)	LED_Side (4EA*2)	LED_Side (4EA*2)
Freezer Features				
Icemaker	Twist (12*2EA)	Twist (12*2EA)	Twist (12*2EA)	Twist (12*2EA)
Ice Tray Pantry				Yes
Total # of Drawers	4	4	4	4
Interior Light (W*EA)				
Power Freeze Function	Yes	Yes	Yes	Yes
Exterior Features				
Dispenser				
Water Filter				
Beverage Station				
Display & Control	LED_Digit	LED_Digit	LED_Digit	LED_Digit
Handles	Easy/bar handle	Easy/bar handle	Easy/bar handle	Easy/bar handle
Colors	RS/IH/VB/TS/MH/SW/BP	RS/IH/VB/TS/MH/SW/BP	RS/IH/VB/TS/MH/SW/BP	RS/IH/VB/TS/MH/SW/BP
Others				
Silver Plus Anti-bacterial Coating				
Door Alarm (2min.)	Yes	Yes	Yes	Yes
Freezer Star Rating	4STAR	4STAR	4STAR	4STAR
Refrigerant	R-600a	R-600a	R-600a	R-600a
Cyclopentane Insulation	Yes	Yes	Yes	Yes
Anti-bacterial Gasket	Yes	Yes	Yes	Yes
Door Reversible	Yes	Yes	Yes	Yes
Wide Door Opening	115°	115°	115°	115°

Bottom Freezer



MODEL NO.	RL56GRE Grand Cru	RL58GPE Grand Cru	RL56GPG Grand Cru	RL58GWE Grand Cru
Capacity (liter / cu.ft.)				
Gross Total	403 / 14.2	416 / 14.6	399 / 14.0	416 / 14.6
Gross Freezer	143 / 5.1	150 / 5.3	143 / 5.0	150 / 5.3
Gross Refrigerator	260 / 9.2	266 / 9.4	256 / 9.0	266 / 9.4
Net Total	356	370	353	371
Net Freezer	104	112	104	112
Net Refrigerator	252	258	249	259
Dimensions (mm)				
Net Width	597	597	597	597
Net Case Height w/ Hinge	1850	1920	1850	1920
Net Case Height w/o Hinge	1850	1920	1850	1920
Net Depth w/ Door Handle	702	702	712	702
Net Depth w/o Door Handle	670	670	670	670
Net Depth w/o Door	574	574	574	574
Packing Width	637	637	637	637
Packing Height	1945	2015	1945	2015
Packing Depth	755	755	755	755
Weight (kg)				
Net	71	74	71	74
Packing	73	76	73	76
Loading Quantity				
20/40/40H	54/72/83	54/71/83	54/72/83	54/71/83
Cooling Features				
Cooling System				
No Frost	Yes	Yes	Yes	Yes
Multi Flow	Yes	Yes	Yes	Yes
Refrigerator Features				
CoolSelect Zone				
Chill Compartment	Yes	Yes		
Total # of Vegetable & Fruit Drawers	1	1	1	1
Humidity Controller				
Total # of Shelves	3	3	4	4
# of Spill Proof Shelves				
Foldable Shelf				
Materials of Shelves : Tempered Glass	Silver Trim_Shelf*3EA	Silver Trim_Shelf*3EA	Silver Trim_Shelf*4EA	Silver Trim_Shelf*4EA
Materials of Shelves : Plastic				
Materials of Shelves : Wire				
Total # of Door Pockets	4	3	3	3
Dairy Bin				
# of Gallon Guards				
Egg Container	Yes	Yes	Yes	Yes
Wine Shelf	Wine rack (STSS)	Wine rack (STSS)	Tray (Plastic)	Tray (Plastic)
Deodorizer				
Fridge Door alarm(Visual/audible)	Yes	Yes	Yes	Yes
Interior Light (W*EA)	LED_Side (4EA*2)	LED_Side (4EA*2)	LED_Side (4EA*2)	LED_Top (3EA)
Freezer Features				
Icemaker	Tray (8*1EA)	Twist (12*2EA)	Tray (8*1EA)	Tray (8*1EA)
Ice Tray Pantry	Yes		Yes	Yes
Total # of Drawers	3	4	3	4
Interior Light (W*EA)				
Power Freeze Function	Yes	Yes	Yes	Yes
Exterior Features				
Dispenser		Yes	Yes	Yes
Water Filter		Brita filter	Brita filter	Brita filter
Beverage Station				
Display & Control	LED_Digit	LED_Digit	LED_Digit	LED_Digit
Handles	Easy/bar handle	Easy/bar handle	Easy/bar handle	Easy/bar handle
Colors	RS/IH/VB/TS/MH/SW/BP	RS/IH/VB/TS/MH/SW/BP	RS/IH/VB/TS/MH/SW/BP	RS/IH/VB/TS/MH/SW/BP
Others				
Silver Plus Anti-bacterial Coating				
Door Alarm (2min.)	Yes	Yes	Yes	Yes
Freezer Star Rating	4STAR	4STAR	4STAR	4STAR
Refrigerant	R-600a	R-600a	R-600a	R-600a
Cyclopentane Insulation	Yes	Yes	Yes	Yes
Anti-bacterial Gasket	Yes	Yes	Yes	Yes
Door Reversible	Yes	Yes	Yes	Yes
Wide Door Opening	115°	115°	115°	115°



RL56GWG Grand Cru	RL60GZE Grand Cru	RL60GHG Grand Cru	RL58GHG Grand Cru	RL56GHG Grand Cru	RL60GEG Grand Cru	RL58GEG Grand Cru	RL56GEG Grand Cru
399 / 14.0	443 / 15.6	443 / 15.6	419 / 14.8	403 / 14.2	443 / 15.6	419 / 14.8	403 / 14.2
143 / 5.0	150 / 5.3	150 / 5.3	150 / 5.3	143 / 5.1	150 / 5.3	150 / 5.3	143 / 5.1
256 / 9.0	293 / 10.3	293 / 10.3	269 / 9.5	260 / 9.2	293 / 10.3	269 / 9.5	260 / 9.2
353	400	401	375	357	401	375	357
104	112	112	112	104	112	112	104
249	288	289	263	253	289	263	253
597	597	597	597	597	597	597	597
1850	2010	2010	1920	1850	2010	1920	1850
1850	2010	2010	1920	1850	2010	1920	1850
702	702	712	702	702	712	702	702
670	670	670	670	670	670	670	670
574	574	574	574	574	574	574	574
637	637	637	637	642	642	642	642
1945	2105	2105	2015	1950	2110	2020	1950
755	755	755	755	760	760	760	760
71	77	77	74	71	77	74	71
73	79	79	76	73	79	76	73
54/72/83	54/54/63	54/54/63	54/71/83	54/72/83	54/54/63	54/71/83	54/72/83
Yes	Yes	Yes	Yes	Yes	Yes	Yes	Yes
Yes	Yes	Yes	Yes	Yes	Yes	Yes	Yes
Yes							
1	1	1	1	1	1	1	1
4	3	4	4	4	4	4	4
Silver Trim_Shelf*4EA	Silver Trim_Shelf*4EA	Silver Trim_Shelf*4EA	Silver Trim_Shelf*4EA	Silver Trim_Shelf*4EA	Silver Trim_Shelf*4EA	Silver Trim_Shelf*4EA	Silver Trim_Shelf*4EA
3	6	6	6	4	6	6	4
Yes	Yes	Yes	Yes	Yes	Yes	Yes	Yes
Tray (Plastic)	Wine rack (STSS)	Tray (Plastic)	Tray (Plastic)	Tray (Plastic)	Tray (Plastic)	Tray (Plastic)	Tray (Plastic)
Yes	Yes	Yes	Yes	Yes	Yes	Yes	Yes
LED_Top (3EA)	LED_Side (4EA*2)	LED_Side (4EA*2)	LED_Top (3EA)	LED_Top (3EA)	LED_Side (4EA*2)	LED_Top (3EA)	LED_Top (3EA)
Tray (8*1EA)	Tray (8*1EA)	Tray (8*1EA)	Tray (8*1EA)	Tray (8*1EA)	Tray (8*1EA)	Tray (8*1EA)	Tray (8*1EA)
Yes	Yes	Yes	Yes	Yes	Yes	Yes	Yes
3	4	4	4	3	4	4	3
Yes	Yes	Yes	Yes	Yes	Yes	Yes	Yes
Yes							
LED_Digit	LED_Digit	LED_Digit	LED_Digit	LED_Digit	LED_Digit	LED_Digit	LED_Digit
Easy/bar handle	Easy/bar handle	Easy/bar handle	Easy/bar handle	Easy/bar handle	Easy/bar handle	Easy/bar handle	Easy/bar handle
RS/IH/VB/TS/MH/SW/BP	RS/IH/VB/TS/MH/SW/BP	RS/IH/VB/TS/MH/SW/BP	RS/IH/VB/TS/MH/SW/BP	RS/IH/VB/TS/MH/SW/BP	RS/IH/VB/TS/MH/SW/BP	RS/IH/VB/TS/MH/SW/BP	RS/IH/VB/TS/MH/SW/BP
Yes	Yes	Yes	Yes	Yes	Yes	Yes	Yes
4STAR	4STAR	4STAR	4STAR	4STAR	4STAR	4STAR	4STAR
R-600a	R-600a	R-600a	R-600a	R-600a	R-600a	R-600a	R-600a
Yes	Yes	Yes	Yes	Yes	Yes	Yes	Yes
Yes	Yes	Yes	Yes	Yes	Yes	Yes	Yes
Yes	Yes	Yes	Yes	Yes	Yes	Yes	Yes
115°	115°	115°	115°	115°	115°	115°	115°



## Specifications



RL55VT Sveta	RL55VJ Sveta	RL55VE Sveta	RL55VS Sveta	RL52VE (EU/CIS) Sveta	RL52VE (M.E.Asia) Sveta	RL52VW Sveta	RL52VS Sveta
348 / 12.3	367 / 13.0	367 / 13.0	367 / 13.0	347 / 12.2	347 / 12.2	339 / 12.0	347 / 12.2
111 / 3.9	111 / 3.9	111 / 3.9	111 / 3.9	111 / 3.9	111 / 3.9	111 / 3.9	111 / 3.9
237 / 8.4	256 / 9.1	256 / 9.1	256 / 9.1	236 / 8.3	236 / 8.3	228 / 8.1	236 / 8.3
328 / 11.6	348 / 12.3	348 / 12.3	350 / 12.4	328 / 11.6	328 / 11.6	320 / 11.3	320 / 11.3
96 / 3.4	96 / 3.4	96 / 3.4	96 / 3.4	96 / 3.4	96 / 3.4	96 / 3.4	96 / 3.4
232 / 8.2	252 / 8.9	252 / 8.9	254 / 9.0	232 / 8.2	232 / 8.2	224 / 7.9	224 / 7.9
600	600	600	600	600	600	600	600
2000	2000	2000	2000	1920	1920	1920	1920
2000	2000	2000	2000	1920	1920	1920	1920
646	646	646	646	646	646	646	646
646	646	646	646	646	646	646	646
560	560	560	560	560	560	560	560
653	653	653	653	653	653	653	653
2085	2085	2085	2085	2005	2005	2005	2005
747	747	747	747	747	747	747	747
88	73	73	73	71	71	71	71
96	81	81	81	80	80	80	80
27/54/54	27/54/54	27/54/54	27/54/54	27/54/71	27/54/71	27/54/71	27/54/71
Yes	Yes	Yes	Yes	Yes	Yes	Yes	Yes
Yes	Yes	Yes	Yes	Yes	Yes	Yes	Yes
Yes	Yes	Yes	Yes	Yes	Yes	Yes	Yes
1	1	1	1	1	1	1	1
4	4	4	5	4	4	4	5
4	4	4	5	4	4	4	5
1		1		1	1	1	
Yes	Yes	Yes	Yes	Yes	Yes	Yes	Yes
7	7	7	7	7	7	5	7
Yes	Yes	Yes	Yes	Yes	Yes	Yes	Yes
Yes	Yes	Yes	Yes	Yes	Yes	Yes	Yes
Yes	Yes						
LED x 12ea	LED x 8ea	LED x 8ea	LED x 8ea	LED x 8ea	LED x 8ea	LED x 8ea	LED x 8ea
4	4	4	4	4	4	4	4
						Yes	
LED Easy Handle	LED Recessed	LED Recessed	LED Recessed	LED Recessed	LED Recessed	LED Recessed	LED Recessed
BG/ MR	US/ IH/ TS/ TB/ VB/ SW	US/ IH/ TS/ TB/ VB/ SW	US/ IH/ TS/ TB/ VB/ SW	US/ IH/ TS/ TB/ VB/ SW	US/ IH/ TS/ TB/ VB/ SW	IH/ TS/ TB/ VB/ SW	IH/ TS/ TB/ VB/ SW
Yes	Yes	Yes	Yes	Yes	Yes	Yes	Yes
Yes	Yes	Yes	Yes	Yes	Yes	Yes	Yes
4 Star	4 Star	4 Star	4 Star	4 Star	4 Star	4 Star	4 Star
R-600a	R-600a	R-600a	R-600a	R-600a	R-134a	R-134a	R-600a
Yes	Yes	Yes	Yes	Yes	Yes	Yes	Yes
Yes	Yes	Yes	Yes	Yes	Yes	Yes	Yes

# Bottom Freezer



MODEL NO.	RL50RQE	RL50REC	RL50RSB	RL48RHC
	Core 11	Core 11	Core 11	Core 11
Capacity (liter / cu.ft.)				
Gross Total	356 / 12.6	354 / 12.5	366/12.9	346 / 12.2
Gross Freezer	111 / 3.9	111 / 3.9		111 / 3.9
Gross Refrigerator	245 / 8.7	243 / 8.6		235 / 8.3
Net Total	326 / 11.5	324 / 11.4	343/12.1	325 / 11.5
Net Freezer	94 / 3.3	94 / 3.3	92/3.2	94 / 3.3
Net Refrigerator	232 / 8.2	230 / 8.1	251/8.7	231 / 8.2
Dimensions (mm)				
Net Width	595	595	595	595
Net Case Height w/ Hinge	2000	2000	2000	1920
Net Case Height w/o Hinge	2000	2000	2000	1920
Net Depth w/ Door Handle	643	643	643	643
Net Depth w/o Door Handle	639	639	639	639
Net Depth w/o Door	560	560	560	560
Packing Width	653	653	653	653
Packing Height	2085	2085	2085	2005
Packing Depth	747	747	747	747
Weight (kg)				
Net	78	78	78	76
Packing	86	86	86	85
Loading Quantity				
20/40/40H	27/54/54	27/54/54	27/54/54	27/54/71
Cooling Features				
Cooling System				
No Frost	Yes	Yes	Yes	Yes
Multi Flow	Yes	Yes	Yes	Yes
Refrigerator Features				
CoolSelect Zone	Yes	Yes		
Chill Compartment				Yes
Total # of Vegetable & Fruit Drawers	1	1	1	1
Humidity Controller				
Total # of Shelves	4	4	5	4
# of Spill Proof Shelves	4	4		
Foldable Shelf				
Materials of Shelves : Tempered Glass	Yes	Yes	Yes	Yes
Materials of Shelves : Plastic				
Materials of Shelves : Wire				
Total # of Door Pockets	4	4	5	4
Dairy Bin	Yes	Yes	Yes	Yes
# of Gallon Guards				
Egg Container	Option	Option	Option	Option
Wine Shelf	Option	Option	Option	Option
Deodorizer				
Fridge Door alarm(Visual/audible)			Yes	
Interior Light (W*EA)	LED x 10ea	LED x 5ea	LED 2.2W	LED x 5ea
Freezer Features				
Icemaker				
Ice Tray Pantry				
Total # of Drawers	4	4	4	4
Interior Light (W*EA)	LED		LED	
Power Freeze Function				
Exterior Features				
Dispenser				
Water Filter				
Beverage Station				
Display & Control	LED	LED	Electronic	LED
Handles	Easy Handle	Bar	Bar	Bar
Colors	US/ PS/ IS/ TB	PS,TB,IS,US	PS,TB,IS,US	SW,TS,TB,VB,IH
Others				
Silver Plus Anti-bacterial Coating	Yes	Yes	Yes	Yes
Door Alarm (2min.)	Yes	Yes		
Freezer Star Rating	4 Star	4 Star	4 Star	4 Star
Refrigerant	R-600a	R-600a	R-600a	R-600a
Cyclopentane Insulation	Yes	Yes	Yes	Yes
Anti-bacterial Gasket				
Door Reversible	Yes	Yes	Yes	Yes
Wide Door Opening				



RL48REC	RL48RSB	RL46REC	RL46RSB	RL40HG	RL40EC	RL40ZG
Core 11	Core 11	Core 11	Core 11	W07	W07	W07
346 / 12.2	346/12.2	321 / 11.3	321/11.3	333 / 11.8	333 / 11.8	333 / 11.8
111 / 3.9		111 / 3.9		98 / 3.5	98 / 3.5	98 / 3.5
235 / 8.3		210 / 7.4		235 / 8.3	235 / 8.3	235 / 8.3
325 / 11.5	323/11.4	301 / 10.6	300/10.6	306 / 10.8	306 / 10.8	300 / 10.6
94 / 3.3	92/3.2	94 / 3.3	92/3.2	85 / 3.0	85 / 3.0	85 / 3.0
231 / 8.2	231/8.2	207 / 7.3	208/7.3	221 / 7.8	221 / 7.8	215 / 7.6
595	595	595	595	595	595	595
1920	1920	1820	1820	1881	1881	1881
1920	1920	1820	1820	1836	1836	1836
643	643	643	643	685	646	685
639	639	639	639	646	646	646
560	560	560	560	565	565	565
653	653	653	653	565	663	663
2005	2005	1905	1905	1992	1992	1992
747	747	747	747	756	756	756
76	76	73	73	74	74	75
85	85	82	82	81	81	82
27/54/71	27/54/71	27/54/72	27/54/72	24/54/71	24/54/71	24/54/71
Yes	Yes	Yes	Yes	Yes	Yes	Yes
Yes	Yes	Yes	Yes	Yes	Yes	Yes
Option						0 zone
1	1	1	1	1	1	1
4 +1(Option)	5	4	4	3	3	2
Yes	Yes	Yes	Yes	Yes	Yes	Yes
4	4	4	4	6	6	6
Yes	Yes	Yes	Yes	Yes	Yes	Yes
Option	Option	Option	Option	Yes	Yes	Yes
Option	Option	Option	Option			
LED x 5ea	Yes		Yes			
LED 2.2W	LED 2.2W	LED x 5ea	LED 2.2W	30W x 1ea	30W x 1ea	30W x 1ea
4	4	4	4	Ice Tray	Ice Tray	Ice Tray
LED	LED		LED		3	3
LED	Electronic	LED	Electronic	LED	LED	LED
Bar	Bar/Recessed	Bar	Bar/Recessed	Bar	Recessed	Bar
SW,TS,TB,VB,IH	SW,TS,TB,VB,IH	SW,TS,TB,VB,IH	SW,TS,TB,VB,IH	PS/ IH/ TB/ MB/ SW	PS/ IH/ TB/ MB/ SW	PS/ IH/ TB/ MB/ SW
Yes	Yes	Yes	Yes	Yes	Yes	Yes
Yes	Yes	Yes	Yes	4 Star	4 Star	4 Star
4 Star	4 Star	4 Star	4 Star	R-600a/ R-134a	R-600a/ R-134a	R-600a/ R-134a
R-600a	R-600a	R-600a	R-600a	Yes	Yes	Yes
Yes	Yes	Yes	Yes			
Yes	Yes	Yes	Yes	Yes	Yes	Yes



# Bottom Freezer



MODEL NO.	RL40WC W07	RL40SC W07	RL34EG W07	RL34SC W07
Capacity (liter / cu.ft.)				
Gross Total	325	333 / 11.8	303 / 10.7	303 / 10.7
Gross Freezer	98 / 3.5	98 / 3.5	98 / 3.5	98 / 3.5
Gross Refrigerator	227	235 / 8.3	205 / 7.2	205 / 7.2
Net Total	298	306 / 10.8	286 / 10.1	286 / 10.1
Net Freezer	85 / 3.0	85 / 3.0	85 / 3.0	85 / 3.0
Net Refrigerator	123	221 / 7.8	201 / 7.1	201 / 7.1
Dimensions (mm)				
Net Width	595	595	595	595
Net Case Height w/ Hinge	1881	1881	1775	1775
Net Case Height w/o Hinge	1836	1836	1730	1730
Net Depth w/ Door Handle	646	646	685	646
Net Depth w/o Door Handle	646	646	646	646
Net Depth w/o Door	565	565	565	565
Packing Width	565	663	663	663
Packing Height	1992	1992	1871	1871
Packing Depth	756	756	756	756
Weight (kg)				
Net	75	74	71	71
Packing	82	81	77	77
Loading Quantity				
20/40/40H	24/54/71	24/54/71	24/54/73	24/54/73
Cooling Features				
Cooling System				
No Frost	Yes	Yes	Yes	Yes
Multi Flow	Yes	Yes	Yes	Yes
Refrigerator Features				
CoolSelect Zone				
Chill Compartment				
Total # of Vegetable & Fruit Drawers	1	1	1	1
Humidity Controller				
Total # of Shelves	3	3	3	3
# of Spill Proof Shelves				
Foldable Shelf				
Materials of Shelves : Tempered Glass	Yes	Yes	Yes	Yes
Materials of Shelves : Plastic				
Materials of Shelves : Wire				
Total # of Door Pockets	5	6	4	4
Dairy Bin	Yes	Yes		
# of Gallon Guards				
Egg Container	Yes	Yes	Yes	Yes
Wine Shelf				
Deodorizer				
Fridge Door alarm(Visual/audible)				
Interior Light (W*EA)	30W x 1ea	30W x 1ea	30W x 1ea	30W x 1ea
Freezer Features				
Icemaker	Ice Tray	Ice Tray	Ice Tray	Ice Tray
Ice Tray Pantry				
Total # of Drawers	3	3	3	3
Interior Light (W*EA)				
Power Freeze Function				
Exterior Features				
Dispenser	Yes			
Water Filter				
Beverage Station				
Display & Control	Electronic	Electronic	LED	Electronic
Handles	Recessed	Recessed	Bar	Recessed
Colors	PS/ IH/ TB/ MB/ SW	PS/ IH/ TB/ MB/ SW	PS/MS/ MB/ SW	PS/MS/ MB/ SW
Others				
Silver Plus Anti-bacterial Coating				
Door Alarm (2min.)			Yes	
Freezer Star Rating	4 Star	4 Star	4 Star	4 Star
Refrigerant	R-600a/ R-134a	R-600a/ R-134a	R-600a/ R-134a	R-600a/ R-134a
Cyclopentane Insulation	Yes	Yes	Yes	Yes
Anti-bacterial Gasket				
Door Reversible	Yes	Yes	Yes	Yes
Wide Door Opening				



RL39 SAM A++	RL43 SAM A++	RL62S NW2	RL62U NW2	RL62M NW2	RL62Z NW2	RL62V NW2
303	332	514 / 18.2	514 / 18.2	507 / 17.9	514 / 18.2	507 / 17.9
95	109	165 / 5.8	165 / 5.8	165 / 5.8	165 / 5.8	165 / 5.8
208	223	349 / 12.3	349 / 12.3	342 / 12.1	349 / 12.3	342 / 12.1
294	322	475 / 16.8	470 / 16.6	463 / 16.4	475 / 16.8	468 / 16.5
87	101	127 / 4.5	122 / 4.3	122 / 4.3	127 / 4.5	127 / 4.5
207	221	348 / 12.3	348 / 12.3	341 / 12.0	348 / 12.3	341 / 12.0
595	595	817	817	817	817	817
1855	2,005	1772	1772	1772	1772	1772
1855	2,005	1748	1748	1748	1748	1748
645	645	715	715	715	715	715
600	600	715	715	715	715	715
515	515	628	628	628	628	628
630	630	879	879	879	879	879
1940	2080	1906	1906	1906	1906	1906
720	720	766	766	766	766	766
69	75	103	103	103	103	103
72	78	117	117	117	117	117
75	57	18/39/39	18/39/39	18/39/39	18/39/39	18/39/39
Dynamic Cooling No	Dynamic Cooling No	Twin Cooling No	Twin Cooling No	Twin Cooling No	Twin Cooling No	Twin Cooling No
		Yes	Yes	Yes	Yes	Yes
1	1	Yes	Yes	Yes	Yes	Yes
		2	2	2	2	1
4	5	Yes	Yes	Yes	Yes	
4	5	3	3	3	3	2
						2
Yes	Yes	Yes	Yes	Yes	Yes	Yes
4	4	6	6	6	6	6
Yes	Yes					
LED x 3ea	LED x 3ea	LED x 3ea	LED x 3ea	LED x 3ea	LED x 3ea	LED x 3ea
		Ice Tray	Automatic	Automatic	Ice Tray	Ice Tray
3	4	2	2	2	2	2
		40W*1ea	40W x 1ea	40W x 1ea	40W x 1ea	40W x 1ea
		Yes	Yes	Yes	Yes	Yes
		Option	Option			Option
LED	LED	LED	LED	LED	LED	LED
Bar	Bar	Recessed	Recessed	Recessed	Yes	Recessed
TS/ SW	TS/ SW	RS/ SH/ BP/ EW	RS/ SH/ BP/ EW	RS/ SH/ BP/ EW	RS/ SH/ BP/ EW	RS/ SH/ BP/ EW
4 Star (Guard 2 star)	4 Star (Guard 2 star)	Yes	Yes	Yes	Yes	Yes
R-600a	R-600a	R-134a	R-134a	R-134a	R-600a	R-600a
Yes	Yes	Yes	Yes	Yes	Yes	Yes
Yes	Yes			Yes	Yes	Yes
125°	125°	125°	125°	125°	125°	125°

Bottom Freezer



MODEL NO.	RL67S NW2	RL67W NW2	RL67M NW2	RL67V NW2
Capacity (liter / cu.ft.)				
Gross Total	568 / 20.1	561 / 19.8	561 / 19.8	561 / 19.8
Gross Freezer	186 / 6.6	186 / 6.6	186 / 6.6	186 / 6.6
Gross Refrigerator	382 / 13.5	375 / 13.2	375 / 13.2	375 / 13.2
Net Total	527 / 18.6	520 / 18.4	515 / 18.2	520 / 18.4
Net Freezer	146 / 5.2	146 / 5.2	141 / 5.0	146 / 5.2
Net Refrigerator	381 / 13.5	374 / 13.2	374 / 13.2	374 / 13.2
Dimensions (mm)				
Net Width	817	817	817	817
Net Case Height w/ Hinge	1772	1772	1772	1772
Net Case Height w/o Hinge	1748	1748	1748	1748
Net Depth w/ Door Handle	765	765	765	765
Net Depth w/o Door Handle	765	765	765	765
Net Depth w/o Door	678	678	678	678
Packing Width	879	879	879	879
Packing Height	1906	1906	1906	1906
Packing Depth	846	846	846	846
Weight (kg)				
Net	109	109	109	109
Packing	123	123	123	123
Loading Quantity				
20/40/40H	14/28/28	14/28/28	14/28/28	14/28/28
Cooling Features				
Cooling System	Twin Cooling	Twin Cooling	Twin Cooling	Twin Cooling
No Frost	No	No	No	No
Multi Flow	Yes	Yes	Yes	Yes
Refrigerator Features				
CoolSelect Zone				
Chill Compartment	Yes	Yes	Yes	Yes
Total # of Vegetable & Fruit Drawers	2	2	2	1
Humidity Controller	Yes	Yes	Yes	
Total # of Shelves	3	3	3	2
# of Spill Proof Shelves				2
Foldable Shelf				
Materials of Shelves : Tempered Glass	Yes	Yes	Yes	Yes
Materials of Shelves : Plastic				
Materials of Shelves : Wire				
Total # of Door Pockets	6	6	6	6
Dairy Bin				
# of Gallon Guards				
Egg Container				
Wine Shelf				
Deodorizer				
Fridge Door alarm(Visual/audible)				
Interior Light (W*EA)	LED x 3ea	LED x 3ea	LED x 3ea	LED x 3ea
Freezer Features				
Icemaker	Ice Tray	Ice Tray	Automatic	Ice Tray
Ice Tray Pantry				
Total # of Drawers	2	2	2	2
Interior Light (W*EA)	40W x 1ea	40W x 1ea	40W x 1ea	40W x 1ea
Power Freeze Function				
Exterior Features				
Dispenser			Yes	Yes
Water Filter			Option	Option
Beverage Station				
Display & Control	LED	LED	LED	LED
Handles	Recessed	Recessed	Recessed	Recessed
Colors	RS/ SH/ BP/ EW	RS/ SH/ BP/ EW	RS/ SH/ BP/ EW	RS/ SH/ BP/ EW
Others				
Silver Plus Anti-bacterial Coating				
Door Alarm (2min.)	Yes	Yes	Yes	Yes
Freezer Star Rating	4 Star	4 Star	4 Star	4 Star
Refrigerant	R-134a	R-134a	R-134a	R-600a
Cyclopentane Insulation	Yes	Yes	Yes	Yes
Anti-bacterial Gasket				
Door Reversible	Yes	Yes	Yes	Yes
Wide Door Opening	125°	125°	125°	125°



RL23 T-series	RL29 T-series	RL39 T-series	RL43 T-series
239	282	303	332
74	74	95	109
165	208	208	223
227	270	294	323
63	63	87	101
164	207	207	222
595	595	595	595
1,475	1,671	1855	2,005
1,475	1,671	1855	2,005
645	645	645	645
600	600	600	600
515	515	515	515
630	630	630	630
1550	1746	1940	2080
720	720	720	720
57	63	69	75
60	66	72	78
79	77	75	57
No	No	No	No
1	1	1	1
3	4	4	5
3	4	4	5
Yes	Yes	Yes	Yes
3	4	4	4
Yes	Yes	Yes	Yes
LED x 3ea	LED x 3ea	LED x 3ea	LED x 3ea
2	2	3	4
LED	LED	LED	LED
Bar	Bar	Bar	Bar
TS/ SW	TS/ SW	TS/ SW	TS/ SW
4 Star (Guard 2 star)	4 Star (Guard 2 star)	4 Star (Guard 2 star)	4 Star (Guard 2 star)
R-600a	R-600a	R-600a	R-600a
Yes	Yes	Yes	Yes
Yes	Yes	Yes	Yes



# Top Freezer



MODEL NO.	RT60Z Kayra	RT60S Kayra	RT55Z Kayra	RT55S Kayra
Capacity (liter / cu.ft.)				
Gross Total	489 / 17.3	489 / 17.3	440 / 15.5	440 / 15.5
Gross Freezer	101 / 3.6	101 / 3.6	101 / 3.6	101 / 3.6
Gross Refrigerator	388 / 13.7	388 / 13.7	339 / 12.0	339 / 12.0
Net Total	480 / 16.9	480 / 16.9	430 / 15.2	430 / 15.2
Net Freezer	100 / 3.5	100 / 3.5	100 / 3.5	100 / 3.5
Net Refrigerator	380 / 13.4	380 / 13.4	330 / 11.7	330 / 11.7
Dimensions (mm)				
Net Width	700	700	700	700
Net Case Height w/ Hinge	1870	1870	1730	1730
Net Case Height w/o Hinge	1845	1845	1705	1705
Net Depth w/ Door Handle	740	740	740	740
Net Depth w/o Door Handle	740	740	740	740
Net Depth w/o Door	651	651	651	651
Packing Width	767	767	767	767
Packing Height	1972	1972	1835	1835
Packing Depth	786	786	786	786
Weight (kg)				
Net	90	90	81	81
Packing	98	98	90	90
Loading Quantity				
20/40/40H	21/45/45	21/45/45	21/45/60	21/45/60
Cooling Features				
Cooling System	Mono Cooling	Mono Cooling	Mono Cooling	Mono Cooling
No Frost	Yes	Yes	Yes	Yes
Multi Flow	Yes	Yes	Yes	Yes
Refrigerator Features				
CoolSelect Turbo	Yes	Yes	Yes	Yes
TriCool Zone	No	No	No	No
Chill Compartment	Yes	Yes	Yes	Yes
Fresh Box	No	No	No	No
Total # of Vegetable & Fruit Drawers	2	2	2	2
FreshEver Zone	No	No	No	No
Moist Fresh Zone	No	No	No	No
Humidity Controller	No	No	No	No
Material of Cover	No	No	No	No
Total # of Shelves	3	3	2	2
# of Spill Proof Shelves	Yes	Yes	Yes	Yes
Materials of Shelves	Tempered Glass	Tempered Glass	Tempered Glass	Tempered Glass
Total # of Door Pockets	4	4	3	3
Dairy Bin	No	No	No	No
Type of Door Pockets	Plastic	Plastic	Plastic	Plastic
Egg Container	Yes	Yes	Yes	Yes
Fresh Bread Box	No	No	No	No
Solar Fresh Zone + UV Lamp	No	No	No	No
Deodorizer	No	No	No	No
Interior Light (W*EA)	LED(30W*3EA)	LED(30W*3EA)	LED(30W*3EA)	LED(30W*3EA)
Freezer Features				
Icemaker	Twist	Twist	Twist	Twist
Total # of Shelves	3	3	2	2
Materials of Shelves : Tempered Glass	No	No	No	No
Materials of Shelves : Plastic	Yes	Yes	Yes	Yes
Materials of Shelves : Wire	No	No	No	No
Materials of Shelves : Coolpack	No	No	No	No
Total # of Door Pockets	1	1	1	1
Type of Door Pockets	Plastic	Plastic	Plastic	Plastic
Smart Freezer	Yes	Yes	Yes	Yes
Interior Light (W*EA)	LED(30W*6EA)	LED(30W*6EA)	LED(30W*6EA)	LED(30W*6EA)
Exterior Features				
Exterior Ice Door	No	No	No	No
Dispenser	No	No	No	No
Display & Control	LED	DIAL	LED	DIAL
Handles	Recess	Recess	Recess	Recess
Reversible Door	Yes	Yes	Yes	Yes
Colors	SW, VB, IS, SL	SW, VB, IS, SL	SW, VB, IS, SL	SW, VB, IS, SL
Others				
Silver Plus Anti-bacterial Coating	No	No	No	No
Silver Plus Deodorizer	No	No	No	No
Door Alarm (2min.)	Yes	Yes	Yes	Yes
Freezer Star Rating	Yes	Yes	Yes	Yes
Lock & Key	Yes	Yes	Yes	Yes
Refrigerant	R-134a	R-134a	R-134a	R-134a
Cyclopentane Insulation	Yes	Yes	Yes	Yes



RT72KB MT	RT72BB MT	RT72SB MT	RT77KB MT	RT77BB MT	RT77SB MT	RT63WB TD09
650 / 22.9	650 / 22.9	650 / 22.9	690 / 24.3	690 / 24.3	690 / 24.3	
182 / 6.4	182 / 6.4	182 / 6.4	182 / 6.4	182 / 6.4	182 / 6.4	
468 / 16.5	468 / 16.5	468 / 16.5	508 / 17.9	508 / 17.9	508 / 17.9	
532 / 18.8	551 / 19.5	554 / 19.6	566 / 20.0	585 / 20.7	588 / 20.8	492 / 17.4
154 / 5.4	154 / 5.4	154 / 5.4	154 / 5.4	154 / 5.4	154 / 5.4	132 / 4.7
378 / 13.4	397 / 14.0	400 / 14.1	412 / 14.6	431 / 15.2	434 / 15.3	360 / 12.7
842	842	842	842	842	842	772
1788	1788	1788	1853	1853	1853	1795
1762	1762	1762	1827	1827	1827	1775
768	768	768	768	768	768	767
726	726	726	726	726	726	735
627	627	627	627	627	627	645
896	896	896	896	896	896	821
1916	1916	1916	1981	1981	1981	1896
776	776	776	776	776	776	776
98	94	93	99	95	94	91
108	104	103	109	105	104	101
18/39/39	18/39/39	18/39/39	18/39/39	18/39/39	18/39/39	21/42/42
Yes	Yes	Yes	Yes	Yes	Yes	Cool Curtain
Yes	Yes	Yes	Yes	Yes	Yes	Yes
Yes			Yes			
2	1	1	2	1	1	Yes
						2
Yes	Yes	Yes	Yes	Yes	Yes	Yes
Yes	Yes	Yes	Yes	Yes	Yes	
Glass	Glass	Glass	Glass	Glass	Glass	Glass
3	2	2	3	2	2	3
3						3
Tempered Glass	Tempered Glass	Tempered Glass	Tempered Glass	Tempered Glass	Tempered Glass	Glass
5	5	6	5	5	6	5
Plastic	Plastic	Plastic	Plastic	Plastic	Plastic	Frosted
Yes	Yes	Yes	Yes	Yes	Yes	Yes
Yes	Yes	Yes	Yes	Yes	Yes	Yes
30W x 2ea	30W x 2ea	30W x 1ea	30W x 2ea	30W x 2ea	30W x 1ea	30W x 1ea
Twist [Option]	Twist [Option]	Twist [Option]	Twist [Option]	Twist [Option]	Twist [Option]	Twist
Option	Option	Option	Option	Option	Option	1
Option	Option	Option	Option	Option	Option	Yes
2	2	2	2	2	2	2
Plastic	Plastic	Plastic	Plastic	Plastic	Plastic	Frosted
30W x 1ea	30W x 1ea	30W x 1ea	30W x 1ea	30W x 1ea	30W x 1ea	30W x 1ea
Yes	Yes		Yes	Yes		Yes
LED	LED	LED	LED	LED	LED	LED
Bar	Bar	Bar	Bar	Bar	Bar	M,B
SL / IH / SE/ VB/ EW/ SW	SL / IH / SE/ VB/ EW/ SW	SL / IH / SE/ VB/ EW/ SW	SL / IH / SE/ VB/ EW/ SW	SL / IH / SE/ VB/ EW/ SW	SL / IH / SE/ VB/ EW/ SW	SL/PN/VB/EW/SW
Yes	Yes	Yes	Yes	Yes	Yes	Yes
Yes	Yes	Yes	Yes	Yes	Yes	
Yes	Yes	Yes	Yes	Yes	Yes	Yes
4 Star	4 Star	4 Star	4 Star	4 Star	4 Star	4 Star
R-134a	R-134a	R-134a	R-134a	R-134a	R-134a	Option
Yes	Yes	Yes	Yes	Yes	Yes	R-134a
						Yes

# Top Freezer



MODEL NO.	RT63EB TD09	RT63MB TD09	RT59WB TD09	RT59EB TD09
Capacity (liter / cu.ft.)				
Gross Total				
Gross Freezer				
Gross Refrigerator				
Net Total	500 / 17.7	500 / 17.7	468 / 16.5	476 / 16.8
Net Freezer	132 / 4.7	132 / 4.7	132 / 4.7	132 / 4.7
Net Refrigerator	368 / 13.0	368 / 13.0	336 / 11.9	344 / 12.1
Dimensions (mm)				
Net Width	772	772	772	772
Net Case Height w/ Hinge	1795	1795	1735	1735
Net Case Height w/o Hinge	1775	1775	1715	1715
Net Depth w/ Door Handle	767	767	767	767
Net Depth w/o Door Handle	735	735	735	735
Net Depth w/o Door	645	645	644.5	644.5
Packing Width	821	821	742	742
Packing Height	1896	1896	1836	1836
Packing Depth	776	776	776	776
Weight (kg)				
Net	91	91	88	88
Packing	101	101	97	97
Loading Quantity				
20/40/40H	21/42/42	21/42/42	21/42/57	21/42/57
Cooling Features				
Cooling System	Cool Curtain	Cool Curtain	Cool Curtain	Cool Curtain
No Frost	Yes	Yes	Yes	Yes
Multi Flow	Yes	Yes	Yes	Yes
Refrigerator Features				
CoolSelect Turbo				
TriCool Zone				
Chill Compartment				
Fresh Box	Yes		Yes	Yes
Total # of Vegetable & Fruit Drawers	2	2	2	2
FreshEver Zone				
Moist Fresh Zone	Yes		Yes	Yes
Humidity Controller				
Material of Cover	Glass	Glass	Glass	Glass
Total # of Shelves	3	3	3	3
# of Spill Proof Shelves	3	3	3	3
Materials of Shelves	Glass	Glass	Glass	Glass
Total # of Door Pockets	6	6	5	6
Dairy Bin				
Type of Door Pockets	Frosted	Frosted	Frosted	Frosted
Egg Container	Yes	Yes	Yes	Yes
Fresh Bread Box				
Solar Fresh Zone + UV Lamp				
Deodorizer	Yes		Yes	Yes
Interior Light (W*EA)	30W x 1ea	30W x 1ea	30W x 1ea	30W x 1ea
Freezer Features				
Icemaker	Twist	option	Twist	Twist
Total # of Shelves	1	1	1	1
Materials of Shelves : Tempered Glass				
Materials of Shelves : Plastic	Yes	Yes	Yes	Yes
Materials of Shelves : Wire				
Materials of Shelves : Coolpack				
Total # of Door Pockets	2	2	2	2
Type of Door Pockets	Frosted	Frosted	Frosted	Frosted
Smart Freezer				
Interior Light (W*EA)	30W x 1ea	30W x 1ea	30W x 1ea	30W x 1ea
Exterior Features				
Exterior Ice Door				
Dispenser			Yes	
Display & Control	LED	Dial	LED	LED
Handles	M,B	M,B	M,B	M,B
Reversible Door				
Colors	SL/PN/VB/EW/SW	SL/PN/VB/EW/SW	SL/PN/VB/EW/SW	SL/PN/VB/EW/SW
Others				
Silver Plus Anti-bacterial Coating	Yes	Yes	Yes	Yes
Silver Plus Deodorizer				
Door Alarm (2min.)	Yes		Yes	Yes
Freezer Star Rating	4 Star	4 Star	4 Star	4 Star
Lock & Key	Option	Option	Option	Option
Refrigerant	R-134a	R-134a	R-134a	R-134a
Cyclopentane Insulation	Yes	Yes	Yes	Yes



RT59MB TD09	RT54EB TD09	RT54MB TD09	RT50EB TD09	RT50MB TD09	RT51KT Max4	RT51WT Max4
					448	447
					105	104
					343	343
476 / 16.8	410 / 14.5	410 / 14.5	396 / 14.0	396 / 14.0	435	435
132 / 4.7	109 / 3.8	109 / 3.8	109 / 3.8	109 / 3.8	97	97
344 / 12.1	301 / 10.6	301 / 10.6	287 / 10.1	287 / 10.1	338	338
772	725	725	725	725	720	720
1735	1735	1735	1693	1693	1778	1778
1715	1715	1715	1673	1673	1752	1752
767	734	734	734	734	738	738
735	692	692	692	692	722	722
644.5	612	612	612	612	605	605
821	742	742	742	742	775	775
1836	1825	1825	1785	1785	1825	1825
776	774	774	774	774	795	795
88	85	85	78	78	83.5	82.5
97	95	95	88	88	91	90
21/42/57	21/48/67	21/48/67	21/48/67	21/48/67	21/44/57	21/44/57
Cool Curtain	Cool Curtain	Cool Curtain	Cool Curtain	Cool Curtain	Active Fresh Cooling	Active Fresh Cooling
Yes	Yes	Yes	Yes	Yes	Yes	Yes
Yes	Yes	Yes	Yes	Yes	Yes	Yes
	Yes		Yes		Yes	Yes
2	1	1	1	1	2	2
					Yes	Yes
	Yes		Yes		Yes	Yes
Glass	Glass	Glass	Glass	Glass	Tempered Glass	Tempered Glass
3	3	3	3	3	2	2
3	3	3	3	3		
Glass	Glass	Glass	Glass	Glass	Yes	Yes
6	6	6	6	6	Tempered Glass	Tempered Glass
					4	4
Frosted	Frosted	Frosted	Frosted	Frosted	Transparent	Transparent
Yes	Yes	Yes	Yes	Yes		
	Yes		Yes			
30W x 1ea	30W x 1ea	30W x 1ea	30W x 1ea	30W x 1ea	LED	LED
Option	Twist	Option	Twist	Option	Indoor + Ice Tray	Indoor
1	1	1	1	1	1	1
Yes	Yes	Yes	Yes	Yes	Yes	Yes
2	2	2	2	2	2	2
Frosted	Frosted	Frosted	Frosted	Frosted	Transparent	Transparent
30W x 1ea					LED	LED
					Yes	
					Yes	
					LED	LED
Dial	LED	Dial	LED	Dial	Wavy Handle	Wavy Handle
M,B	M,B	M,B	M,B	M,B		
SL/PN/VB/EW/SW	SL/PN/VB/EW/SW	SL/PN/VB/EW/SW	SL/PN/VB/EW/SW	SL/PN/VB/EW/SW	TS	TS
Yes	Yes	Yes	Yes	Yes		
	Yes		Yes			
4 Star	4 Star	4 Star	4 Star	4 Star	****	****
Option	Option	Option	Option	Option		
R-134a	R-134a	R-134a	R-134a	R-134a	R-134a	R-134a
Yes	Yes	Yes	Yes	Yes	Yes	Yes



Top Freezer



MODEL NO.	RT51VT Max4	RT51MT Max4	RT51CT Max4	RT50WN Max3
Capacity (liter / cu.ft.)				
Gross Total	447	454	454	500 / 17.7
Gross Freezer	104	104	104	121 / 4.3
Gross Refrigerator	343	350	350	379 / 13.4
Net Total	435	442	449	418 / 14.8
Net Freezer	97	97	101	102 / 3.6
Net Refrigerator	338	345	348	316 / 11.2
Dimensions (mm)				
Net Width	720	720	720	690
Net Case Height w/ Hinge	1778	1778	1778	1780
Net Case Height w/o Hinge	1752	1752	1752	1764
Net Depth w/ Door Handle	738	738	738	762.5
Net Depth w/o Door Handle	722	722	722	707
Net Depth w/o Door	605	605	605	602
Packing Width	775	775	775	750
Packing Height	1825	1825	1825	1835
Packing Depth	795	795	795	795
Weight (kg)				
Net	82.5	81.5	80.5	77
Packing	90	89	88	87
Loading Quantity				
20/40/40H	21/44/57	21/44/57	21/44/57	21/45/59
Cooling Features				
Cooling System	Active Fresh Cooling	Active Fresh Cooling	Active Fresh Cooling	Healthy Cooling
No Frost	Yes	Yes	Yes	Yes
Multi Flow	Yes	Yes	Yes	Yes
Refrigerator Features				
CoolSelect Turbo				
TriCool Zone				
Chill Compartment				
Fresh Box	Yes	Yes		Full Size
Total # of Vegetable & Fruit Drawers	2	2	1	1
FreshEver Zone				Yes
Moist Fresh Zone				
Humidity Controller	Yes	Yes	Yes	
Material of Cover	Tempered Glass	Tempered Glass	Tempered Glass	Tempered Glass
Total # of Shelves	2	2	2	2
# of Spill Proof Shelves	2	2	2	2
Materials of Shelves	Yes	Yes		Tempered Glass
Total # of Door Pockets	Tempered Glass	Tempered Glass	Tempered Glass	5
Dairy Bin	4	5	3	
Type of Door Pockets	Transparent	Transparent	Transparent	Transparent
Egg Container				Yes
Fresh Bread Box				
Solar Fresh Zone + UV Lamp				
Deodorizer				Yes
Interior Light (W*EA)	LED	LED	LED	LED
Freezer Features				
Icemaker	Indoor	Indoor	Tray	Twist
Total # of Shelves	1	1	1	1
Materials of Shelves : Tempered Glass	Yes	Yes	Yes	Yes
Materials of Shelves : Plastic				
Materials of Shelves : Wire				
Materials of Shelves : Coolpack				
Total # of Door Pockets	2	2	3	2
Type of Door Pockets	Transparent	Transparent	Transparent	Transparent
Smart Freezer				
Interior Light (W*EA)				
Exterior Features				
Exterior Ice Door				
Dispenser	Yes			Yes
Display & Control				LED
Handles	Wavy Handle	Wavy Handle	Wavy Handle	New Vertical
Reversible Door				
Colors	SW,TS	SW,TS	SW,TS	SW,TS
Others				
Silver Plus Anti-bacterial Coating				
Silver Plus Deodorizer				
Door Alarm (2min.)				
Freezer Star Rating	*(**)	*(**)	*(**)	4 Star
Lock & Key				Option
Refrigerant	R-134a	R-134a	R-134a	R-134a
Cyclopentane Insulation	Yes	Yes	Yes	Yes



RT50VN Max3	RT47BN Max3	RT47AN Max3	RT47EN Max3	RT45VN Max3	RT45WN Max3	RT43CH Max3
500 / 17.7	470 / 16.6	470 / 16.6	470 / 16.6	450 / 15.9	450 / 15.9	430 / 15.2
121 / 4.3	110 / 3.9	110 / 3.9	110 / 3.9	121 / 4.3	121 / 4.3	110 / 3.9
379 / 13.4	360 / 14.3	360 / 14.3	360 / 14.3	329 / 11.6	329 / 11.6	320 / 11.3
418 / 14.8	402 / 14.2	402 / 14.2	402 / 14.2	389 / 13.7	389 / 13.7	374 / 13.2
102 / 3.6	97 / 3.4	97 / 3.4	97 / 3.4	101 / 3.6	101 / 3.6	97 / 3.4
316 / 11.2	305 / 10.8	305 / 10.8	305 / 10.8	288 / 10.2	288 / 10.2	277 / 9.8
690	690	690	690	690	690	690
1780	1780	1780	1780	1690	1690	1690
1764	1764	1764	1764	1674	1674	1674
762.5	742.5	742.5	742.5	762.5	762.5	687
707	687	687	687	707	707	687
602	602	602	602	602	602	602
750	750	750	750	750	750	750
1835	1835	1835	1835	1750	1750	1750
795	760	760	760	795	795	760
77	75/165	75/165	75/165	73	73	71/157
87	85/187	85/187	85/187	83	83	81/179
21/45/59	21/48/66	21/48/66	21/48/66	21/45/59	21/45/59	21/48/67
Healthy Cooling	Healthy Cooling	Healthy Cooling	Healthy Cooling	Healthy Cooling	Healthy Cooling	Healthy Cooling
Yes	Yes	Yes	Yes	Yes	Yes	Yes
Yes	Yes	Yes	Yes	Yes	Yes	Yes
Full Size		Full Size	Full Size	Full Size	Full Size	
1	1	1	1	1	1	1
			Yes		Yes	
						Yes
Tempered Glass	Tempered Glass	Tempered Glass	Tempered Glass	Tempered Glass	Tempered Glass	Plastic
2	2	2	2	2	2	2
2	2	2	2	2	2	2
Tempered Glass	Tempered Glass	Tempered Glass	Tempered Glass	Tempered Glass	Tempered Glass	Plastic
5	5	5	5	5	5	5
Transparent	Transparent	Transparent	Transparent	Transparent	Transparent	Transparent
Yes	Yes	Yes	Yes	Yes	Yes	Yes
Yes	Yes	Yes	Yes	Yes	Yes	Yes
LED	LED	LED	LED	LED	LED	LED
Twist	Twist	Twist	Twist	Twist	Twist	Normal Tray
1	1	1	1	1	1	1
Yes	Yes	Yes	Yes	Yes	Yes	Yes
2	2	2	2	2	2	2
Transparent	Transparent	Transparent	Transparent	Transparent	Transparent	Transparent
Yes				Yes		
Dial	Dial	Dial	LED	Yes	Yes	Dial
New Vertical	New Vertical	New Vertical	New Vertical	New Vertical	New Vertical	Horizontal (Victory)
SW,TS	SW,TS	SW,TS	SW,TS	SW,TS	SW,TS	SW,TS
4 Star	4 Star	4 Star	4 Star	4 Star	4 Star	4 Star
Option	Option	Option	Option	Option	Option	Option
R-134a	R-134a	R-134a	R-134a	R-134a	R-134a	R-134a
Yes	Yes	Yes	Yes	Yes	Yes	Yes

Top Freezer



MODEL NO.	RT43BN Max3	RT43AN Max3	RT43EN Max3	RT38YH Max3
Capacity (liter / cu.ft.)				
Gross Total	430 / 15.2	430 / 15.2	430 / 15.2	380 / 13.4
Gross Freezer	110 / 3.9	110 / 3.9	110 / 3.9	90 / 3.2
Gross Refrigerator	320 / 11.3	320 / 11.3	320 / 11.3	290 / 10.2
Net Total	374 / 13.2	374 / 13.2	374 / 13.2	300 / 10.6
Net Freezer	97 / 3.4	97 / 3.4	97 / 3.4	76 / 2.7
Net Refrigerator	277 / 9.8	277 / 9.8	277 / 9.8	224 / 7.9
Dimensions (mm)				
Net Width	690	690	690	600
Net Case Height w/ Hinge	1690	1690	1690	1700
Net Case Height w/o Hinge	1674	1674	1674	1684
Net Depth w/ Door Handle	742.5	742.5	742.5	647
Net Depth w/o Door Handle	687	687	687	647
Net Depth w/o Door	602	602	602	560
Packing Width	750	750	750	660
Packing Height	1750	1750	1750	1750
Packing Depth	760	760	760	720
Weight (kg)				
Net	71/157	71/157	71/157	65/143
Packing	81/179	81/179	81/179	74/163
Loading Quantity				
20/40/40H	21/48/67	21/48/67	21/48/67	24/54/71
Cooling Features				
Cooling System	Healthy Cooling	Healthy Cooling	Healthy Cooling	
No Frost	Yes	Yes	Yes	Yes
Multi Flow	Yes	Yes	Yes	Yes
Refrigerator Features				
CoolSelect Turbo				
TriCool Zone				
Chill Compartment				
Fresh Box		Full Size	Full Size	
Total # of Vegetable & Fruit Drawers	1	1	1	1
FreshEver Zone			Yes	
Moist Fresh Zone				
Humidity Controller				Yes
Material of Cover	Tempered Glass	Tempered Glass	Tempered Glass	Plastic
Total # of Shelves	2	2	2	2
# of Spill Proof Shelves	2	2	2	2
Materials of Shelves	Tempered Glass	Tempered Glass	Tempered Glass	Tempered Glass
Total # of Door Pockets	5	5	5	4
Dairy Bin		Yes	Yes	
Type of Door Pockets	Transparent	Transparent	Transparent	Transparent
Egg Container	Yes	Yes	Yes	Yes
Fresh Bread Box				
Solar Fresh Zone + UV Lamp				
Deodorizer	Yes	Yes	Yes	Yes
Interior Light (W*EA)	LED	LED	LED	LED
Freezer Features				
Icemaker	Twist	Twist	Twist	Normal Tray
Total # of Shelves	1	1	1	1
Materials of Shelves : Tempered Glass		Yes		
Materials of Shelves : Plastic	Yes		Yes	Yes
Materials of Shelves : Wire				
Materials of Shelves : Coolpack				
Total # of Door Pockets	2	2	2	2
Type of Door Pockets	Transparent	Transparent	Transparent	Transparent
Smart Freezer				
Interior Light (W*EA)				
Exterior Features				
Exterior Ice Door				
Dispenser				
Display & Control	Dial	Dial	LED	Dial
Handles	New Vertical	New Vertical	New Vertical	Horizontal (New H)
Reversible Door				
Colors	SW,TS	SW, NB, TS	SW,TS	SW,TS
Others				
Silver Plus Anti-bacterial Coating				
Silver Plus Deodorizer				
Door Alarm (2min.)				
Freezer Star Rating	4 Star	4 Star	4 Star	4 Star
Lock & Key	Option	Option	Option	Option
Refrigerant	R-134a	R-134a	R-134a	R-134a
Cyclopentane Insulation	Yes	Yes	Yes	Yes



RT38YN Max3	RT32YH Max3	RT32YN Max3	RT45 TGV-10 / Trim-kit	RT41 TGV-10 / Trim-kit	RT45 TGV-10 / Bar + Display	RT41 TGV-10 / Bar + Display
380 / 13.4	320 / 11.3	320 / 11.3	360 / 12.7	336 / 11.9	360 / 12.7	336 / 11.9
90 / 3.2	90 / 3.2	90 / 3.2	100 / 3.5	100 / 3.5	100 / 3.5	100 / 3.5
290 / 10.2	230 / 8.1	230 / 8.1	260 / 9.2	236 / 8.3	260 / 9.2	236 / 8.3
300 / 10.6	274 / 9.7	274 / 9.7	351 / 12.4	327 / 11.5	355 / 12.5	331 / 11.7
76 / 2.7	76 / 2.7	76 / 2.7	95 / 3.4	95 / 3.4	99 / 3.5	99 / 3.5
224 / 7.9	198 / 7.0	198 / 7.0	256 / 9.0	232 / 8.2	256 / 9.0	232 / 8.2
600	600	600	686	686	670	670
1700	1620	1620	1767	1682	1772	1687
1684	1604	1604	1745	1660	1745	1660
702.5	647	702.5	662	662	698	698
647	647	647	662	662	660	660
560	560	560	581	581	581	581
660	660	660	737	737	717	717
1750	1670	1670	1972	1887	1907	1822
720	720	720	730	730	730	730
65/143	63/139	63/139	78	77	67	66
74/163	72/159	72/159	95	94	76	75
24/54/71	24/54/74	24/54/74	21/48/48	21/48/64	21/48/64	21/48/64
Yes	Yes	Yes	Mono Cooling	Mono Cooling	Mono Cooling	Mono Cooling
Yes	Yes	Yes	Yes	Yes	Yes	Yes
Yes	Yes	Yes	Yes	Yes	Yes	Yes
Full Size		Full Size	Yes	Yes	Yes	Yes
1	1	1	1	1	1	1
Yes	Yes	Yes	Yes	Yes	Yes	Yes
Plastic	Plastic	Plastic	Plastic	Plastic	Plastic	Plastic
2	2	2	3	2	3	2
2	2	2	3	2	3	2
Tempered Glass	Tempered Glass	Tempered Glass	Glass	Glass	Glass	Glass
4	4	4	5	5	5	5
Transparent	Transparent	Transparent	Transparent	Transparent	Transparent	Transparent
Yes	Yes	Yes	Yes	Yes	Yes	Yes
Yes	Yes	Yes	Yes	Yes	Yes	Yes
Twist	Normal Tray	Twist	Twist	Twist	Twist	Twist
1	1	1	1	1	1	1
Yes	Yes	Yes	Option	Option	Option	Option
2	2	2	Option	Option	Option	Option
Transparent	Transparent	Transparent	2 Transparent	2 Transparent	2 Transparent	2 Transparent
Dial	Dial	Dial			LED	LED
New Vertical	Horizontal (New H)	New Vertical	Trim-kit	Trim-kit	Bar	Bar
SW, NB, TS	SW,TS	SW, NB, TS	GL, RS, PN	GL, RS, PN	SW, TS, PN, IS	SW, TS, PN, IS
Yes	Yes	Yes	Yes	Yes	Yes	Yes
4 Star	4 Star	4 Star	4 star	4 star	4 star	4 star
Option	Option	Option	No	No	Option	Option
R-134a	R-134a	R-134a	R-134a	R-134a	R-134a	R-134a
Yes	Yes	Yes	Yes	Yes	Yes	Yes



# Top Freezer



MODEL NO.	RT45	RT41	RT45	RT41
Option	TGV2-10 / Bar + No Display	TGV2-10 / Bar + No Display	TGV2-10 / Recess + No Display	TGV2-10 / Recess + No Display
Capacity (liter / cu.ft.)				
Gross Total	360 / 12.7	336 / 11.9	360 / 12.7	336 / 11.9
Gross Freezer	100 / 3.5	100 / 3.5	100 / 3.5	100 / 3.5
Gross Refrigerator	260 / 9.2	236 / 8.3	260 / 9.2	236 / 8.3
Net Total	351 / 12.4	327 / 11.5	355 / 12.5	331 / 11.7
Net Freezer	95 / 3.4	95 / 3.4	99 / 3.5	99 / 3.5
Net Refrigerator	256 / 9.0	232 / 8.2	256 / 9.0	232 / 8.2
Dimensions (mm)				
Net Width	670	670	670	670
Net Case Height w/ Hinge	1772	1687	1772	1687
Net Case Height w/o Hinge	1745	1660	1745	1660
Net Depth w/ Door Handle	698	698	660	660
Net Depth w/o Door Handle	660	660	660	660
Net Depth w/o Door	581	581	581	581
Packing Width	717	717	717	717
Packing Height	1907	1822	1907	1822
Packing Depth	730	730	702	702
Weight (kg)				
Net	67	66	67	66
Packing	76	75	76	75
Loading Quantity				
20/40/40H	21/48/64	21/48/64	21/48/64	21/48/64
Cooling Features				
Cooling System	Mono Cooling	Mono Cooling	Mono Cooling	Mono Cooling
No Frost	Yes	Yes	Yes	Yes
Multi Flow	Yes	Yes	Yes	Yes
Refrigerator Features				
CoolSelect Turbo				
TriCool Zone				
Chill Compartment	Yes	Yes	Yes	Yes
Fresh Box				
Total # of Vegetable & Fruit Drawers	1	1	1	1
FreshEver Zone				
Moist Fresh Zone	Yes	Yes	Yes	Yes
Humidity Controller				
Material of Cover	Plastic	Plastic	Plastic	Plastic
Total # of Shelves	3	2	3	2
# of Spill Proof Shelves	3	2	3	2
Materials of Shelves	Glass	Glass	Glass	Glass
Total # of Door Pockets	5	5	5	5
Dairy Bin				
Type of Door Pockets	Transparent	Transparent	Transparent	Transparent
Egg Container	Yes	Yes	Yes	Yes
Fresh Bread Box				
Solar Fresh Zone + UV Lamp				
Deodorizer	Yes	Yes	Yes	Yes
Interior Light (W*EA)	LED (0.7WX2EA)	LED (0.7WX2EA)	LED (0.7WX2EA)	LED (0.7WX2EA)
Freezer Features				
Icemaker	Twist	Twist	Twist	Twist
Total # of Shelves	1	1	1	1
Materials of Shelves : Tempered Glass				
Materials of Shelves : Plastic	Option	Option	Option	Option
Materials of Shelves : Wire				
Materials of Shelves : Coolpack	Option	Option	Option	Option
Total # of Door Pockets	2	2	2	2
Type of Door Pockets	Transparent	Transparent	Transparent	Transparent
Smart Freezer				
Interior Light (W*EA)				
Exterior Features				
Exterior Ice Door				
Dispenser				
Display & Control				
Handles	Bar	Bar	Bar	Bar
Reversible Door				
Colors	SW, TS, PN, IS	SW, TS, PN, IS	SW, TS, PN, IS	SW, TS, PN, IS
Others				
Silver Plus Anti-bacterial Coating	Yes	Yes	Yes	Yes
Silver Plus Deodorizer				
Door Alarm (2min.)				
Freezer Star Rating	4 star	4 star		
Lock & Key	Option	Option	Option	Option
Refrigerant	R-134a	R-134a	R-134a	R-134a
Cyclopentane Insulation	Yes	Yes	Yes	Yes



RT37	RT34	RT30	RT37	RT34	RT30	RT37
TGV2-10 / No Stand	TGV2-10 / No Stand	TGV2-10 / No Stand	TGV2-10 / Stand	TGV2-10 / Stand	TGV2-10 / Stand	TGV2 / Bar (No Stand)
311 / 11.0	278 / 9.8	260 / 9.2	311 / 11.0	278 / 9.8	260 / 9.2	311 / 11.0
78 / 2.8	69 / 2.4	69 / 2.4	78 / 2.8	69 / 2.4	69 / 2.4	78 / 2.8
233 / 8.2	209 / 7.4	191 / 6.7	233 / 8.2	209 / 7.4	191 / 6.7	233 / 8.2
304 / 10.7	271 / 9.6	253 / 8.9	304 / 10.7	271 / 9.6	253 / 8.9	304 / 10.7
77 / 2.7	67 / 2.4	67 / 2.4	77 / 2.7	67 / 2.4	67 / 2.4	77 / 2.7
227 / 8.0	204 / 7.2	186 / 6.6	227 / 8.0	204 / 7.2	186 / 6.6	227 / 8.0
600	600	600	600	600	600	600
1630	1630	1560	1650	1650	1580	1630
1630	1630	1560	1650	1650	1580	1630
700	700	650	700	700	650	715
685	685	635	685	685	635	670
595	595	545	595	595	545	595
649	649	649	649	649	649	649
1690	1690	1620	1750	1750	1680	1690
765	715	715	765	715	715	765
62	60	58	62	60	58	62
68	66	64	69.5	67.5	65.5	68
33/74/74	33/74/74	35/77/77	33/74/74	33/74/74	35/77/77	33/74/74
Yes	Yes	Yes	Yes	Yes	Yes	Mono Cooling
Yes	Yes	Yes	Yes	Yes	Yes	Yes
Yes						
Yes	Yes	Yes	Yes	Yes	Yes	Yes
1	1	1	1	1	1	1
Plastic	Plastic	Plastic	Plastic	Plastic	Plastic	Plastic
2	2	2	2	2	2	2
Option	Option	Option	Option	Option	Option	Option
Option	Option	Option	Option	Option	Option	Option
transparent	transparent	transparent	transparent	transparent	transparent	Transparent
Yes	Yes	Yes	Yes	Yes	Yes	Yes
Option	Option	Option	Option	Option	Option	Option
LED X 1EA	LED X 1EA	LED X 1EA	LED X 1EA	LED X 1EA	LED X 1EA	LED X 1EA
Twist	Twist	Twist	Twist	Twist	Twist	Twist
1	1	1	1	1	1	1
Option	Option	Option	Option	Option	Option	Option
Option	Option	Option	Option	Option	Option	Option
Option	Option	Option	Option	Option	Option	Option
2	2	2	2	2	2	2
transparent	transparent	transparent	transparent	transparent	transparent	Transparent
Option	Option	Option	Option	Option	Option	Option
Power Line	Power Line	Power Line	Power Line	Power Line	Power Line	Bar
SW, TS, PN, IS	SW, TS, PN, IS	SW, TS, PN, IS	SW, TS, PN, IS	SW, TS, PN, IS	SW, TS, PN, IS	SW,EB,TS,PN,IS
Option	Option	Option	Option	Option	Option	Option
Option	Option	Option	Option	Option	Option	Option
R-134a	R-134a	R-134a	R-134a	R-134a	R-134a	R-134a
Yes	Yes	Yes	Yes	Yes	Yes	Yes

## Specifications

[illegible]



# Top Freezer



MODEL NO.	RT37	RT34	RT30	RT2B
Option	TGV2 / Bar + Dispenser	TGV2 / Bar + Dispenser	TGV2 / Bar + Dispenser	Bally2-09 / Bar (No Stand)
Capacity (liter / cu.ft.)				
Gross Total	311 / 11.0	278 / 9.8	260 / 9.2	219 / 7.7
Gross Freezer	78 / 2.8	69 / 2.4	69 / 2.4	56 / 2.0
Gross Refrigerator	233 / 8.2	209 / 7.4	191 / 6.7	163 / 5.8
Net Total	304 / 10.7	271 / 9.6	253 / 8.9	217 / 7.7
Net Freezer	77 / 2.7	67 / 2.4	67 / 2.4	56 / 2.0
Net Refrigerator	227 / 8.0	204 / 7.2	186 / 6.6	161 / 5.7
Dimensions (mm)				
Net Width	600	600	600	550
Net Case Height w/ Hinge	1630	1630	1560	1545
Net Case Height w/o Hinge	1630	1630	1560	1545
Net Depth w/ Door Handle	715	665	665	632
Net Depth w/o Door Handle	670	620	620	584
Net Depth w/o Door	595	545	545	494
Packing Width	649	649	649	582
Packing Height	1690	1690	1620	1605
Packing Depth	765	715	715	660
Weight (kg)				
Net	62	60	58	48
Packing	68	66	64	53
Loading Quantity				
20/40/40H	33/74/74	33/74/74	35/77/77	46/97/97
Cooling Features				
Cooling System	Mono Cooling	Mono Cooling	Mono Cooling	Mono Cooling
No Frost	Yes	Yes	Yes	Yes
Multi Flow	Yes	Yes	Yes	Yes
Refrigerator Features				
CoolSelect Turbo				
TriCool Zone				
Chill Compartment	Yes	Yes	Yes	Yes
Fresh Box				
Total # of Vegetable & Fruit Drawers	1	1	1	1
FreshEver Zone				
Moist Fresh Zone				Option
Humidity Controller				
Material of Cover	Plastic	Plastic	Plastic	Plastic
Total # of Shelves	2	2	2	2
# of Spill Proof Shelves	2	2	2	2
Materials of Shelves	Option	Option	Option	Option
Total # of Door Pockets	Option	Option	Option	4
Dairy Bin				
Type of Door Pockets	Transparent	Transparent	Transparent	Transparent
Egg Container	Yes	Yes	Yes	Yes
Fresh Bread Box				
Solar Fresh Zone + UV Lamp				
Deodorizer	Option	Option	Option	Yes
Interior Light (W*EA)	LED X 1EA	LED X 1EA	LED X 1EA	LED X 1EA
Freezer Features				
Icemaker	Twist	Twist	Twist	Twist
Total # of Shelves	1	1	1	1
Materials of Shelves : Tempered Glass				
Materials of Shelves : Plastic	Option	Option	Option	Option
Materials of Shelves : Wire	Option	Option	Option	Option
Materials of Shelves : Coolpack				Option
Total # of Door Pockets	2	2	2	2
Type of Door Pockets	Transparent	Transparent	Transparent	Transparent
Smart Freezer				
Interior Light (W*EA)				
Exterior Features				
Exterior Ice Door				
Dispenser	Option	Option	Option	Option
Display & Control				
Handles	Bar	Bar	Bar	Global
Reversible Door				
Colors	SW,EB,TS,PN,IS	SW,EB,TS,PN,IS	SW,EB,TS,PN,IS	SW, TS, IS
Others				
Silver Plus Anti-bacterial Coating				
Silver Plus Deodorizer	Option	Option	Option	Option
Door Alarm (2min.)				
Freezer Star Rating				
Lock & Key	Option	Option	Option	Option
Refrigerant	R-134a	R-134a	R-134a	R-134a
Cyclopentane Insulation	Yes	Yes	Yes	Yes



RT2A	RT2B	RT2A	RT2B	RT2A	RT2B	RT2A
Bally2-09 / Bar (No Stand)	Bally2-09 / Surf (No Stand)	Bally2-09 / Surf (No Stand)	Bally2-09 / Recess (No Stand)	Bally2-09 / Recess (No Stand)	Bally2-09 / Bar (Stand)	Bally2-09 / Bar (Stand)
199 / 7.0	219 / 7.7	199 / 7.0	219 / 7.7	199 / 7.0	219 / 7.7	199 / 7.0
56 / 2.0	56 / 2.0	56 / 2.0	56 / 2.0	56 / 2.0	56 / 2.0	56 / 2.0
163 / 5.8	163 / 5.8	163 / 5.8	163 / 5.8	163 / 5.8	163 / 5.8	163 / 5.8
197 / 7.0	217 / 7.7	197 / 7.0	217 / 7.7	197 / 7.0	217 / 7.7	197 / 7.0
54 / 1.9	56 / 2.0	54 / 1.9	56 / 2.0	54 / 1.9	56 / 2.0	54 / 1.9
143 / 5.0	161 / 5.7	143 / 5.0	161 / 5.7	143 / 5.0	161 / 5.7	143 / 5.0
550	550	550	550	550	550	550
1445	1545	1445	1545	1445	1565	1465
1445	1545	1445	1545	1445	1565	1465
632	598	598	584	584	632	632
584	584	584	584	584	584	584
494	494	494	494	494	494	494
582	582	582	582	582	582	582
1505	1605	1505	1605	1505	1678	1578
660	627	627	627	627	660	660
46	48	46	48	46	49	47
50	53	50	53	50	54	51
46/97/122	48/102/102	48/102/128	48/102/102	48/102/128	45/93/93	46/97/97
Mono Cooling	Mono Cooling	Mono Cooling	Mono Cooling	Mono Cooling	Mono Cooling	Mono Cooling
Yes	Yes	Yes	Yes	Yes	Yes	Yes
Yes	Yes	Yes	Yes	Yes	Yes	Yes
Yes	Yes	Yes	Yes	Yes	Yes	Yes
Yes	Yes	Yes	Yes	Yes	Yes	Yes
1	1	1	1	1	1	1
Option	Option	Option	Option	Option	Option	Option
Plastic	Plastic	Plastic	Plastic	Plastic	Plastic	Plastic
2	2	2	2	2	2	2
2	2	2	2	2	2	2
Option	Option	Option	Option	Option	Option	Option
4	4	4	4	4	4	4
Transparent	Transparent	Transparent	Transparent	Transparent	Transparent	Transparent
Yes	Yes	Yes	Yes	Yes	Yes	Yes
Yes	Yes	Yes	Yes	Yes	Yes	Yes
LED X 1EA	LED X 1EA	LED X 1EA	LED X 1EA	LED X 1EA	LED X 1EA	LED X 1EA
Twist	Twist	Twist	Twist	Twist	Twist	Twist
1	1	1	1	1	1	1
Option	Option	Option	Option	Option	Option	Option
Option	Option	Option	Option	Option	Option	Option
Option	Option	Option	Option	Option	Option	Option
2	2	2	2	2	2	2
Transparent	Transparent	Transparent	Transparent	Transparent	Transparent	Transparent
Option	Option	Option	Option	Option	Option	Option
Global	Power Line	Power Line	Recess	Recess	Global	Global
SW, TS, IS	SW, TS, IS	SW, TS, IS	SW, TS, IS	SW, TS, IS	SW, TS, IS	SW, TS, IS
Option	Option	Option	Option	Option	Option	Option
Option	Option	Option	Option	Option	Option	Option
R-134a	R-134a	R-134a	R-134a	R-134a	R-134a	R-134a
Yes	Yes	Yes	Yes	Yes	Yes	Yes

# Top Freezer



MODEL NO.	RT2B	RT2A	RT2B	RT2A
Option	Bally2-09 / Surf (Stand)	Bally2-09 / Surf (Stand)	Bally2-09 / Recess (Stand)	Bally2-09 / Recess (Stand)
Capacity (liter / cu.ft.)				
Gross Total	219 / 7.7	199 / 7.0	219 / 7.7	199 / 7.0
Gross Freezer	56 / 2.0	56 / 2.0	56 / 2.0	56 / 2.0
Gross Refrigerator	163 / 5.8	163 / 5.8	163 / 5.8	163 / 5.8
Net Total	217 / 7.7	197 / 7.0	217 / 7.7	197 / 7.0
Net Freezer	56 / 2.0	54 / 1.9	56 / 2.0	54 / 1.9
Net Refrigerator	161 / 5.7	143 / 5.0	161 / 5.7	143 / 5.0
Dimensions (mm)				
Net Width	550	550	550	550
Net Case Height w/ Hinge	1565	1465	1565	1465
Net Case Height w/o Hinge	1565	1465	1565	1465
Net Depth w/ Door Handle	598	598	584	584
Net Depth w/o Door Handle	584	584	584	584
Net Depth w/o Door	494	494	494	494
Packing Width	582	582	582	582
Packing Height	1678	1578	1678	1578
Packing Depth	627	627	627	627
Weight (kg)				
Net	49	47	49	47
Packing	54	51	54	51
Loading Quantity				
20/40/40H	48/102/102	48/102/102	48/102/102	48/102/102
Cooling Features				
Cooling System	Mono Cooling	Mono Cooling	Mono Cooling	Mono Cooling
No Frost	Yes	Yes	Yes	Yes
Multi Flow	Yes	Yes	Yes	Yes
Refrigerator Features				
CoolSelect Turbo				
TriCool Zone				
Chill Compartment	Yes	Yes	Yes	Yes
Fresh Box				
Total # of Vegetable & Fruit Drawers	1	1	1	1
FreshEver Zone				
Moist Fresh Zone	Option	Option	Option	Option
Humidity Controller				
Material of Cover	Plastic	Plastic	Plastic	Plastic
Total # of Shelves	2	2	2	2
# of Spill Proof Shelves	2	2	2	2
Materials of Shelves	Option	Option	Option	Option
Total # of Door Pockets	4	4	4	4
Dairy Bin				
Type of Door Pockets	Transparent	Transparent	Transparent	Transparent
Egg Container	Yes	Yes	Yes	Yes
Fresh Bread Box				
Solar Fresh Zone + UV Lamp				
Deodorizer	Yes	Yes	Yes	Yes
Interior Light (W*EA)	LED X 1EA	LED X 1EA	LED X 1EA	LED X 1EA
Freezer Features				
Icemaker	Twist	Twist	Twist	Twist
Total # of Shelves	1	1	1	1
Materials of Shelves : Tempered Glass				
Materials of Shelves : Plastic	Option	Option	Option	Option
Materials of Shelves : Wire	Option	Option	Option	Option
Materials of Shelves : Coolpack	Option	Option	Option	Option
Total # of Door Pockets	2	2	2	2
Type of Door Pockets	Transparent	Transparent	Transparent	Transparent
Smart Freezer				
Interior Light (W*EA)				
Exterior Features				
Exterior Ice Door				
Dispenser	Option	Option	Option	Option
Display & Control				
Handles	Power Line	Power Line	Recess	Recess
Reversible Door				
Colors	SW, TS, IS	SW, TS, IS	SW, TS, IS	SW, TS, IS
Others				
Silver Plus Anti-bacterial Coating				
Silver Plus Deodorizer	Option	Option	Option	Option
Door Alarm (2min.)				
Freezer Star Rating				
Lock & Key	Option	Option	Option	Option
Refrigerant	R-134a	R-134a	R-134a	R-134a
Cyclopentane Insulation	Yes	Yes	Yes	Yes

# 1Door



MODEL NO.	RA21PT	RA19PT	RA21PT	RA19PT
Option	Paolo-T / Stand	Paolo-T / Stand	Paolo-T / No Stand	Paolo-T / No Stand
Capacity (liter / cu.ft.)				
Gross Total	205 / 7.2	186 / 6.6	205 / 7.2	186 / 6.6
Gross Freezer	32 / 1.1	32 / 1.1	32 / 1.1	32 / 1.1
Gross Refrigerator	173 / 6.1	154 / 5.4	173 / 6.1	154 / 5.4
Net Total	197 / 7.0	178 / 6.3	197 / 7.0	178 / 6.3
Net Freezer	26 / 0.9	26 / 0.9	26 / 0.9	26 / 0.9
Net Refrigerator	171 / 6.0	152 / 5.4	171 / 6.0	152 / 5.4
Dimensions (inch / mm)				
Net Width	540	540	540	540
Net Case Height w/ Hinge	1298	1204	1288	1194
Net Case Height w/o Hinge	1298	1204	1288	1194
Net Depth w/ Door Handle	580	580	580	580
Net Depth w/o Door Handle	580	580	580	580
Net Depth w/o Door	490	490	490	490
Packing Width	-	576	576	576
Packing Height	1346	1252	1336	1242
Packing Depth	620	620	620	620
Weight (kg)				
Net	37.2	35.7	37.4	36
Packing	40.8	39.2	41.0	39.5
Loading Quantity				
20/40/40H	46/103/130	47/104/152	46/103/134	47/104/152
Cooling Features				
Cooling System	Direct Cooling	Direct Cooling	Direct Cooling	Direct Cooling
No Frost				
Refrigerator Features				
Chill Compartment	Yes	Yes	Yes	Yes
Total # of Vegetable & Fruit Drawers	1	1	1	1
Total # of Shelves	2	2	2	2
Materials of Shelves	Plastic, Wire	Plastic, Wire	Plastic, Wire	Plastic, Wire
Total # of Door Pockets	3	3	3	3
Door Can Rack				
Egg Container	1	1	1	1
Interior Light (W*EA)	15W * 1ea	15W * 1ea	15W * 1ea	15W * 1ea
Freezer Features				
Icemaker	Yes	Yes	Yes	Yes
Total # of Drawers	1	1	1	1
Type of Drawers	Frosted	Frosted	Frosted	Frosted
Exterior Features				
Dispenser	option	option	option	option
Display & Control	DIAL	DIAL	DIAL	DIAL
Handles	Top / Recessed	Top / Recessed	Top / Recessed	Top / Recessed
Colors	SW/TS/MU/OR/HB/PG	SW/TS/MU/OR/HB/PG	SW/TS/MU/OR/HB/PG	SW/TS/MU/OR/HB/PG
Materials of Door	PCM	PCM	PCM	PCM
Materials of Cabinet	PCM FLATE/EMBO	PCM FLATE/EMBO	PCM FLATE/EMBO	PCM FLATE/EMBO
Others				
Door Alarm(2min.)	-	-	-	-
Freezer Star Rating				
Lock & Key	option	option	option	option
Refrigerant	R-134a	R-134a	R-134a	R-134a
Cyclopentane Insulation	Yes	Yes	Yes	Yes
Top Table Cover	Yes	Yes	Yes	Yes



1Door



MODEL NO.	SRG-148	SRG-118	SRG-058
	Ssec	Ssec	Ssec
Capacity (liter / cu.ft.)			
Gross Total	148 / 5.2	113 / 4.0	57 / 2.0
Gross Freezer			
Gross Refrigerator	148 / 5.2	113 / 4.0	57 / 2.0
Net Total	124 / 4.3	88 / 3.1	47 / 1.7
Net Freezer			
Net Refrigerator	124 / 4.3	88 / 3.1	47 / 1.7
Dimensions (inch / mm)			
Net Width	505	453	449
Net Case Height w/ Hinge	837	835	507
Net Case Height w/o Hinge	819	819	488
Net Depth w/ Door Handle	550	495	459
Net Depth w/o Door Handle	550	495	459
Net Depth w/o Door	492	431	410
Packing Width	544	497	465
Packing Height	895	895	558
Packing Depth	608	558	492
Weight (kg)			
Net	27	23	17
Packing	29	25	18
Loading Quantity			
20/40/40H	97/209/240	112/244/286	220/480/576
Cooling Features			
Cooling System	Direct cooling	Direct cooling	Direct cooling
No Frost			
Refrigeratror Features			
Chill Compartment			
Total # of Vegetable & Fruit Drawers	Option	Option	
Total # of Shelves	3	2	1
Materials of Shelves	Option (Plastic/ Wire)	Option (Plastic/ Wire)	Option (Plastic/ Wire)
Total # of Door Pockets	4	2	2
Door Can Rack	Yes	Option	
Egg Container			
Interior Light (W*EA)			
Freezer Features			
Icemaker			
Total # of Drawers			
Type of Drawers			
Exterior Features			
Dispenser			
Display & Control	Dial	Dial	Dial
Handles	Recessed	Recessed	Recessed
Colors	GW/ NB/ RG	GW/ SW/ NB/ RG	GW/ SW/ NB/ RG
Materials of Door			
Materials of Cabinet			
Others			
Door Alarm(2min.)			
Freezer Star Rating			
Lock & Key	Option	Option	Option
Refrigerant	R-134a	R-134a	R-134a
Cyclopentane Insulation	Yes	Yes	Yes
Top Table Cover			

Wine



MODEL NO.	RW52DA	RW52EB	RW33
	Vino	Vino	
Capacity (liter / bottles)			
Total Volume	148	160	125
Bottle Capacity	52	52	33
Dimensions (mm)			
Net Width	595	595	511
Net Height	840	840	850
Net Depth	665	665	550
Side Air Clearance	50	50	50
Rear Air Clearance	50	50	50
Packing Width	650	544	895
Packing Height	902	902	895
Packing Depth	745	745	625
Weight (kg)			
Net	50	49	36
Packing	54	53	39
Loading Quantity			
20/40/40H	54/108/147	54/108/147	93/182/225
Features			
Tactile, Electronic Controls	Button	Button	Button
Temperature Control (Up/Down)	8-18°C/3-18°C	3-18°C	3-18°C
Display	LED (Blue)	LED (Blue)	LED (Yellow Green)
Interior Light (W*EA)	LED, 6 x 2EA	LED x 6ea	LED x 6ea
Lock & Key	Yes	Yes	Yes
Appearance			
Available colors	Black	Black	Black
Free Standing	Yes	Yes	Yes
Door Handle	Aluminum Long Bar	Aluminum Long Bar	Aluminum Long Bar
Liner Color	Black	Black	Black
Door Stops	Yes	Yes	Yes
Leveling legs	Yes	Yes	Yes
Others			
Maximum Sound Level (dB)	38	38	38