

NEW

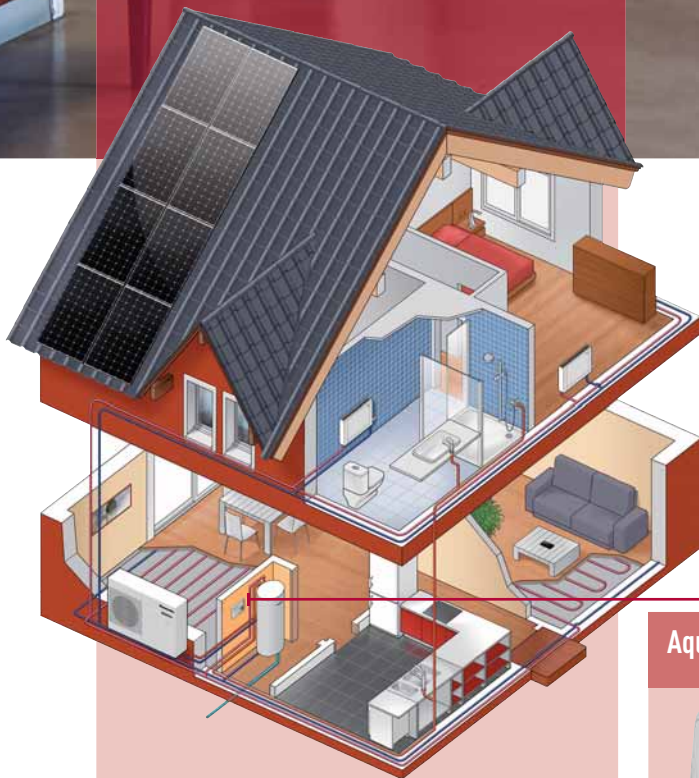
Panasonic



AQUAREA

THE NEXT GENERATION OF AQUAREA MANAGER

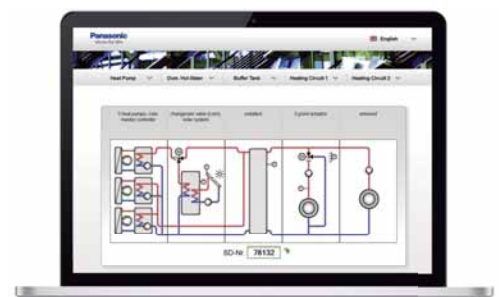
This new generation of smart controllers for eco-efficient heating features our versatile stand-alone controller for heating and domestic hot water.



Control & connectivity

Aware of the importance of both control and connectivity in offering the best comfort at the lowest price, Panasonic offers its customers cutting-edge technology, specially designed to ensure our Aquarea heat pump systems deliver maximum performance. You can properly manage the heat pump and perform comprehensive monitoring and control, with all of the features the remote control provides at home, from anywhere in the world thanks to the internet applications Panasonic has created for you.

Aquarea Manager



READY STEADY GO

Easy Installation & Easy Configuration

Ready: Pre-programmed with up to 600 applications/system diagrams

Steady: At start up - state the number of application/system diagram

Go: The controller starts working according to selected diagram

AQUAREA MANAGER

CONTROL & CONNECTIVITY

Panasonic offers:


Trends. Statistics. Consumption Energy Management-Optimization. Alarm. Handling + Maintenance. Complete documentation etc.

Key points

- Easy selection with the "ready to go" system
- Up to 600 preconfiguration installations available on www.panasonicproclub.com
- Cascade system possible for big installations.
- Bivalent control in order to manage also gas boilers
- Able to control 2 mixed heated zones
- Smart grid ready
- Solar panel mode in order to produce heat when the PV is generating electricity
- Online access with control of all parameters.
- Easy installation and needs less than 3 minutes to configure a complex system

Easy mounting

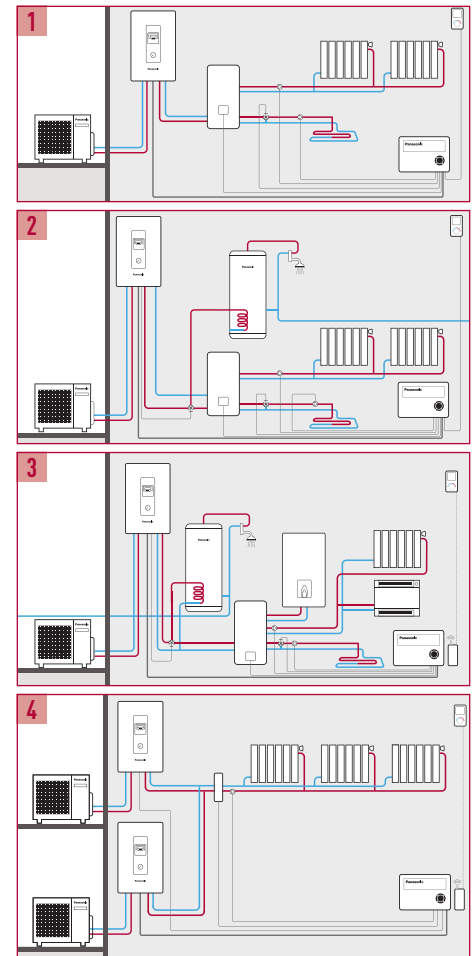
Simple mounting without screws in the cabinet/door or on DIN-rail. Also possible to mount directly on to the wall.



Technical Specification

- Control of 2 x Mixed Heating Circuits
- Floor screed dry program
- Cascade/bivalent controller
- Automatic switch from heating to cooling mode
- Night shift: - Internal Energy Manager
- Solar collector control
- Domestic hot water priority
- Easy to startup – easy to operate
- 7 output relays
- 0-10 V In/Output Signal
- 8 Sensor inputs (PT1000)
- USB interface (upload, service, remote control, trend)
- RS485 interface (com. with additional heat pump)
- RS485 interface (for external display)
- Built-in backlit text display

Examples of installations with Aquarea manager



1. 2 Zones Temperature Control with PAW-HPM12ZONE-U
2. 2 Zones Temperature Control + DHW with PAW-HPM12ZONE-U
3. Heat Pump + Boiler Management with DHW with PAW-HPM12ZONE-LCD-U
4. 2 Heat Pumps on cascade with PAW-HPM12ZONE-U



PAW-HPM1



PAW-HPM2



PAW-HPMED



PAW-A2W-RTWIRED



PAW-A2W-RTWIREFLESS

Aquarea Manager Kits		
Reference for Bi-Bloc and Mono-Bloc	Description	Material inside the kit
PAW-HPM12ZONE-U ¹ PAW-HPM12ZONE-M ²	Heat pump manager for control of 2 temperature zones, cascade system or bivalent system with room sensor and setpoint adaption	PAW-HPM1 // PAW-HPMINT-U ¹ // PAW-HPMINT-M ² // PAW-HPMB1 // PAW-HPMAH1 // PAW-HPMAH1 // PAW-HPMR4
PAW-HPM12ZONELCD-U ¹ PAW-HPM12ZONELCD-M ²	Heat pump manager for control of 2 temperature zones, cascade system or bivalent system with LCD Wireless Room Thermostat	PAW-HPM1 // PAW-HPMINT-U ¹ // PAW-HPMINT-M ² // PAW-HPMB1 // PAW-HPMAH1 // PAW-HPMAH1 // PAW-A2W-RTWIREFLESS

Room Thermostats	
PAW-A2W-RTWIRED	Wired LCD room thermostat with weekly timer
PAW-A2W-RTWIREFLESS	Wireless LCD room thermostat with weekly timer

- 1 For Bi-Bloc.
2 For Mono-Bloc.


Aquarea Manager Accessories	
PAW-HPM1	Aquarea Manager with LCD
PAW-HPM2	Aquarea Manager without LCD
PAW-HPMINT-U	Interface to connect Aquarea Manager to Heat pump Aquarea Bi-Bloc, with inverter control
PAW-HPMINT-M	Interface to connect Aquarea Manager to Heat pump Aquarea Mono-Bloc, with inverter control
PAW-HPMB1	Buffer tank sensor
PAW-HPMDHW	Buffer tank sensor with well
PAW-HPMSOL1	Buffer tank sensor solar (with higher temperature range)
PAW-HPMUH	Outdoor temperature sensor
PAW-HPMAH1	Water flow sensor for heating circuit
PAW-HPMR4	Room sensor
PAW-HPMED	Touch screen
PAW-HPMLCD	Room thermostat with LCD

Hydraulic Accessories	
PAW-1PMP2ZONE	2 zone kit with manifold, one A-class pumps, 1 mixture valve
PAW-2PMP2ZONE	2 zone kit with hydraulic switch, manifold, 2 A-class pumps, one mixture valve
PAW-FILTER	2 check valves + filter

Panasonic®

To find out how Panasonic cares for you, log on to: www.aircon.panasonic.eu

Contact Details: Telephone: 01344 853182 / www.panasonic.co.uk/aircon
Address: Panasonic Air Conditioning: Panasonic House // Wiltoughby Road // Bracknell // Berkshire // RG12 8FP



Климамаркет Ефендулов ЕООД
ул. Славянска 11
9002 Варна
0700 20 720
www.climamarket.bg
office-var@climamarket.bg

heatingandcoolingsystems