



HPM
NEW CONTROL
FUNCTION

The next generation of Aquarea Manager

This new generation of smart controllers for eco-efficient heating features our versatile stand-alone controller for heating and domestic hot water.

AQUAREA



Ready Steady Go

Easy Installation & Easy Configuration

Ready: Pre-programmed with up to 610 applications/system diagrams
Steady: At start up - state the number of application/system diagram
Go: The controller starts working according to selected diagram

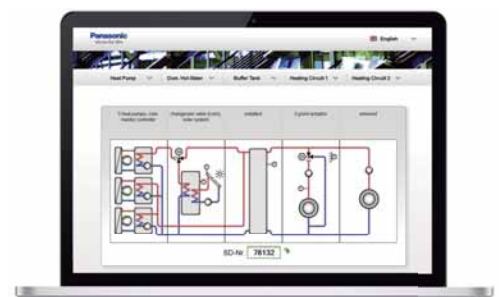
Control & connectivity

Aware of the importance of both control and connectivity in offering the best comfort at the lowest price, Panasonic offers its customers cutting-edge technology, specially designed to ensure our Aquarea heat pump systems deliver maximum performance. You can properly manage the heat pump and perform comprehensive monitoring and control, with all of the features the remote control provides at home, from anywhere in the world thanks to the internet applications Panasonic has created for you.

New

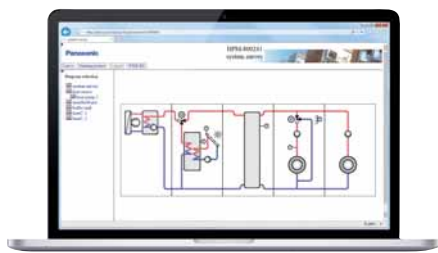
Connected to a router, all information of the heating system controlled by the HPM is available from internet. Installers, service companies and end user can monitor the installation remotely. Panasonic has developed a new easy start up mode for the HPM. Start your bivalent system in just 10 minutes!

Aquarea Manager



AQUAREA MANAGER

CONTROL & CONNECTIVITY



Panasonic offers:


Trends. Statistics. Consumption Energy Management-Optimization. Alarm. Handling + Maintenance. Complete documentation etc.

Key points

- Easy selection with the "ready to go" system
- Up to 610 preconfiguration installations available on www.panasonicproclub.com
- Cascade system possible for big installations.
- Bivalent control in order to also manage gas boilers
- Able to control 2 mixed heated zones
- Smart grid ready
- Solar panel mode in order to produce heat when the PV is generating electricity
- Online access with control of all parameters.
- Easy installation and needs less than 3 minutes to configure a complex system

Easy mounting

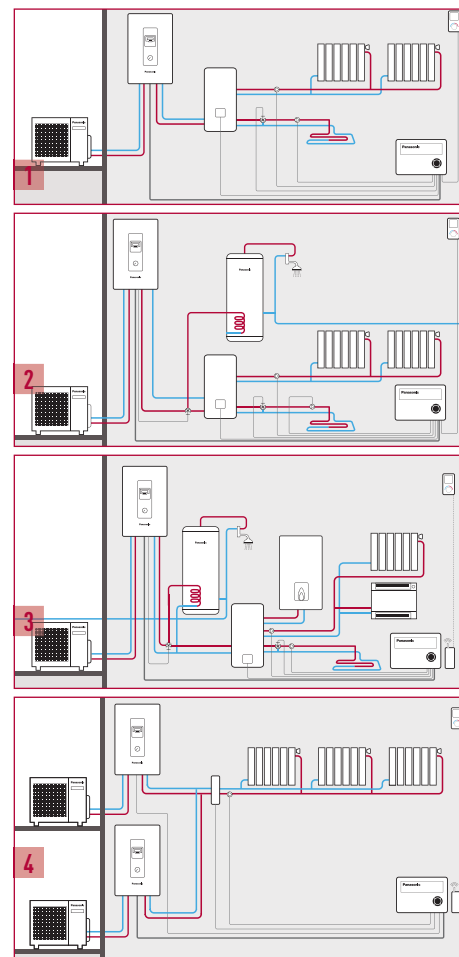
Simple mounting without screws in the cabinet/door or on DIN-rail. Also possible to mount directly on to the wall.



Technical Specification

- New function: Smart Setup
- Control of 2 x Mixed Heating Circuits
- Floor screed dry program
- Cascade/bivalent controller
- Automatic switch from heating to cooling mode
- Night shift: - Internal Energy Manager
- Solar collector control
- Domestic hot water priority
- Easy to startup - easy to operate
- 7 output relays
- 0-10 V In/Output Signal
- 8 Sensor inputs (PT1000)
- USB interface (upload, service, remote control, trend)
- RS485 interface (com. with additional heat pump)
- RS485 interface (for external display)
- Built-in backlit text display

Examples of installations with Aquarea manager



1. Temperature control in the 2 zones with PAW-HPM12ZONE-U
2. Temperature control in zones 2 + ECS with PAW-HPM12ZONE-U
3. Management of heat pump + boiler and DHW with PAW-HPM12ZONELCD-U
4. 2 heat pumps in cascade with the PAW-HPM12ZONELCD-U



PAW-HPM1



PAW-HPM2



PAW-HPMED



PAW-A2W-RTWIRED



PAW-A2W-RTWIREDLESS

Aquarea Manager Kits

PAW-HPM12ZONE-U	HPM with roomsensor and setpoint adaption for Bi-Bloc + sensors
PAW-HPM12ZONE-M	HPM with roomsensor and setpoint adaption for Mono-Bloc + sensors (for all Mono-blocs, including F generator)
PAW-HPM12ZONELCD-U	HPM with LCD Wireless Room Thermostat for Bi-Bloc + sensors
PAW-HPM12ZONELCD-M	HPM with LCD Wireless Room Thermostat for Mono-Bloc + sensors (for all Mono-blocs, including F generator)
PAW-HPM12ZONE-F	HPM with roomsensor and setpoint adaption for Bi-Bloc F type + sensor
PAW-HPM12ZONELCD-F	HPM with LCD Wireless Room Thermostat for Bi-Bloc F type + sensor

Room Thermostats

PAW-A2W-RTWIRED	Wired LCD room thermostat with weekly timer
PAW-A2W-RTWIREDLESS	Wireless LCD room thermostat with weekly timer

Accessories For All In One 2014

PAW-FP-WMP-1	Flexible pipings and wall mounting plate for all in one (Available from October 2014)
--------------	---

Aquarea Manager Accessories

PAW-HPM1	Aquarea Manager with LCD
PAW-HPM2	Aquarea Manager without LCD
PAW-HPMINT-U	Interface to connect Aquarea Manager to Heat pump Aquarea Bi-Bloc (HPM can control all parameters from HP)
PAW-HPMINT-M	Interface to connect Aquarea Manager to Heat pump Aquarea Mono-Bloc (HPM can control all parameters from HP)
PAW-HPMINT-F	Interface to connect Aquarea Manager to Heat pump Aquarea Mono-Bloc and Bi-Bloc F type (HPM can control all parameters from HP)
PAW-HPMB1	Buffer tank sensor
PAW-HPMDHW	Buffer tank sensor with well
PAW-HPMSOL1	Buffer tank sensor solar (with higher temperature range)
PAW-HPMAH1	Water flow pipe sensor for heating circuit
PAW-HPMR4	Room sensor + set point adaption
PAW-HPMED	Touch screen
PAW-HPMLCD*	Room thermostat with LCD
PAW-LANCABLE	Network cable
PAW-A2WSWITCH	Network switch
PAW-HPM-CASE	HPM casing with Premounted cables NEW!
PAW-DEWPOINTSSENSOR	Dew point sensor
PAW-HPMUH	Outdoor temperature sensor

Hydraulic Accessories

PAW-2PMP2ZONE	2 zone kit, hydraulic switch, manifold, 2 A-class pumps, 1 mixture valve and check valve + filter
PAW-FILTER	2 check valves + filter with 1"
PAW-FILTER-ONLY	Filter with 1"

* Not fixed yet

Panasonic

To find out how Panasonic cares for you, log on to: www.aircon.panasonic.eu

Panasonic Marketing Europe GmbH

Panasonic Air Conditioning: Hagenauer Strasse 43, 65203 Wiesbaden, Germany

heatingandcoolingsystems



Климаркет Ефендулов ЕООД

ул. Славянска 11

9002 Варна

0700 20 720

www.climamarket.bg

office-var@climamarket.bg